

## Kindergarten Home Learning Timetable Week 10, Term 3

Week 10	Monday	Tuesday	Wednesday	Thursday	Friday - Wellbeing Day
Task	Help make your bed today.	Help an adult to prepare your lunch and snacks.	Help an adult do a job around the house.	Help an adult tidy up a section of the house or garden.	Tell everyone you live with something special about them.
<b>Morning</b>  Please note: If you have read all your own books, visit ABC Storytime for a different book you can choose.  Also when writing, if it is a word they cannot sound out like favourite or elephant it is ok to give them the word otherwise encourage them to sound it out.  Login details for Studyladder have been sent on Dojo Messenger.	<b>English</b> <b>Daily Reading:</b> Log onto Wushka to read one reader. Answer the quiz questions once you have finished reading.  <b>Task 1 Phonics with Mrs Johnson</b> Watch Mrs Johnson's video 'Jolly Phonics Lesson 8' and follow along. You will need a piece of paper and a pencil. <a href="https://drive.google.com/file/d/11gv0eLjP2hAb1sxteYV8VR-ASamvd2RN/view?usp=sharing">https://drive.google.com/file/d/11gv0eLjP2hAb1sxteYV8VR-ASamvd2RN/view?usp=sharing</a>  <b>Task 2 Writing- How to make Oobleck.</b> Watch the video on how to make Oobleck. <a href="https://www.youtube.com/watch?v=nw8KaHglokQ">https://www.youtube.com/watch?v=nw8KaHglokQ</a> Discuss with your child the easy steps and write them down. Make sure each step is numbered and begins with a verb/doing word. No	<b>English</b> <b>Daily Reading:</b> Log onto Wushka to read one reader. Answer the quiz questions once you have finished reading.  <b>Task 1 Tricky Words</b> Introduce your child to the Tricky Words 'goes' and 'does'. These words look similar. What is the same or different about them? Write these words down and use them in a sentence. Practise the rest of your Tricky Words as well.  Pick out 12 of your Tricky Words (2 of them MUST be goes and does). Ask a parent to turn them over face down on the table. Take turns with a partner flipping over each flashcard and reading the word quickly. Each word you get correct you will receive a point. Double points awarded for reading 'goes' or 'does' correctly.	<b>English</b> <b>Daily Reading:</b> Log onto Wushka to read one reader. Answer the quiz questions once you have finished reading.  <b>Task 1 Phonics</b> Practise your 42 sounds using your flashcards. Complete the a_e worksheet by reading the word and drawing a line to the correct picture.  <b>Task 2 Reading</b> Play the game 'Sight Word Safari' on an ipad or computer. <a href="https://www.roomrecess.com/games/SightWordSafari/play.html">https://www.roomrecess.com/games/SightWordSafari/play.html</a>  <b>Task 3 Handwriting and Letter Formation 'a'</b> Watch the video and trace the letters in the air with your finger. Practise writing the letter 'a' correctly in the air, starting at the top, going around, back up and down.	<b>English</b> <b>Daily Reading:</b> Log onto Wushka to read one reader. Answer the quiz questions once you have finished reading.  <b>Task 1 Phonics</b> Play the Match Cards Phonics game. <a href="https://www.phonicsbloom.com/uk/game/match-cards?phase=2">https://www.phonicsbloom.com/uk/game/match-cards?phase=2</a>  <b>Task 2 Writing</b> - How to ride a bike without training wheels. Watch the video of Michael learning to ride a bike. <a href="https://www.youtube.com/watch?v=ADzHI5-IRxw">https://www.youtube.com/watch?v=ADzHI5-IRxw</a>  What were the steps he took to be able to ride his bike? Write down the steps making sure each step is numbered.  <b>*Note for parents</b> - Steps should be simple and students should be able to say them independently, but	Today is about other ways of learning. Learning about nature, mindfulness and looking after yourself and others.  If you would like to do some <b>writing</b> here are some ideas:  Write about something you're going to do today or something you are doing with your family on the weekend.  If you would like to do some <b>reading</b> :  Practice reading the Wushka books you've already read - can you make your reading sound like a story? You could read it to someone at home, your pet or even your favourite toy!  Read your favourite book and draw a picture of the best part.

	<p>more than 4 steps will be needed.</p> <p><b>*Note for parents</b> - Steps should be simple and students should be able to say them independently, but may need some assistance with sounding out unfamiliar words. We aren't worrying about quantities of items or ingredients etc. Examples of steps include, pour the water, mix it together etc.*</p> <p><b>Task 3 Story</b> Listen to the story 'The Very Brave Bear' by Nick Bland, read by Mrs Shiels. <a href="https://www.youtube.com/watch?v=ScKPDnsjdyY">https://www.youtube.com/watch?v=ScKPDnsjdyY</a> Can you think of a time you were brave? What were you doing and did you feel nervous? Discuss with an adult.</p> <p>Complete the labelling activity by cutting and pasting the words in their correct boxes.</p>	<p><b>Task 2 Writing - How to take your dog for a walk.</b> <a href="https://drive.google.com/file/d/1VY4AABMIwN3P4jexssBSCLM267Oeeh_d/view?usp=sharing">https://drive.google.com/file/d/1VY4AABMIwN3P4jexssBSCLM267Oeeh_d/view?usp=sharing</a></p> <p>Watch the video of Miss Borg getting ready to take her dog for a walk. What were her 4 steps? Write them down. Make sure each step is numbered and begins with a verb/doing word. No more than 4 steps will be needed.</p> <p><b>*Note for parents</b> - Steps should be simple and students should be able to say them independently, but may need some assistance with sounding out unfamiliar words. We aren't worrying about quantities of items or ingredients etc. Examples of steps include, put on a hat, put on some shoes etc.*</p> <p><b>Task 3 Grammar/Punctuation</b> - Full stops, question marks and exclamation marks Complete the worksheet attached. Read the sentence to your child and ask them to complete the sentences with the correct punctuation.</p>	<p><a href="https://www.youtube.com/watch?v=Vj-lwQnjmek">https://www.youtube.com/watch?v=Vj-lwQnjmek</a></p>	<p>may need some assistance with sounding out unfamiliar words. We aren't worrying about quantities of items or ingredients etc. Examples of steps include, put on a helmet, practise balancing etc.*</p> <p><b>Task 3 Reading</b> Complete the worksheet, 'I can read and match a sentence'. Read each sentence independently by sounding out the word. Draw a line to match the correct picture.</p>	
--	--	--	--	--	--

Break	Break	Break	Break	Break	Break
<b>Middle</b>  <b>Please check your child's profile on Class Dojo for their Mathletics passwords.</b>	<b>Mathematics</b> <b>Task 1: Addition Game - Double to the Stars!</b> <a href="https://drive.google.com/file/d/1DuCiml57bj0LrHsLA4S2PQBZrNCzlyZw/view?usp=sharing">https://drive.google.com/file/d/1DuCiml57bj0LrHsLA4S2PQBZrNCzlyZw/view?usp=sharing</a>  Watch Miss Jenkins' video. Then have a go yourself. Make sure you double the number so if you roll a 2, your some is 2+2, you then cover a square in 4's column. To cover each square you can use a counter/object and reuse the same page. If you have multiple copies or are completing it on dojo you can colour in each square.  <b>Task 3: Number - Missing Numbers</b>  Dojo Task/Worksheet. Look at the 50 chart. Find the missing numbers and write them next to the matching picture. This is on your portfolio under 'To do'  <b>Task 3: Game</b> Log into Mathletics or ABCya. Choose an activity to complete.	<b>Mathematics</b> <b>Task 1: Addition Game - Double to the Stars!</b>  This is the game we played on Monday, you can watch the video again if you would like.  <b>Task 2: Multiplication Ted Bear</b>  <a href="https://drive.google.com/file/d/1lbXIFOTlq34NUpAnH2lqHpZBpf51CkEv/view?usp=sharing">https://drive.google.com/file/d/1lbXIFOTlq34NUpAnH2lqHpZBpf51CkEv/view?usp=sharing</a>  Today you will play with Miss Jenkins. You will need some counters, a piece of paper and pencil or a white board and marker.  <b>Task 3: Shapes - Sides</b>  Dojo Task/Worksheet. Look at each shape, count how many sides and colour the matching number. This is on your portfolio under 'To do'	<b>Mathematics</b> <b>Task 1: Addition Game - Double to the Stars!</b> This is the game we played on Monday, you can watch the video again if you would like.  <b>Task 2: Multiplication Ted Bear</b>  Dojo Task/Worksheet. Yesterday you had a turn with Miss Jenkins, now it is your turn. Put the correct amount of cookies in Ted Bear's tummy. Then find the total amount. This is on your portfolio under 'To do'  <b>Task 3: Shapes</b>  Dojo Task/Worksheet. Trace and colour the matching shapes. This is on your portfolio	<b>Mathematics</b> <b>Task 1: Bubble Addition</b>  Dojo Task/Worksheet. Solve the addition sum in each bubble then colour it in to match the answer. This is on your portfolio  <b>Task 2: Multiplication</b>  <a href="https://drive.google.com/file/d/1_EWxApstDBkVX11n0kbpS2Wq014VrYLY/view?usp=sharing">https://drive.google.com/file/d/1_EWxApstDBkVX11n0kbpS2Wq014VrYLY/view?usp=sharing</a>  Today you will play with Miss Jenkins. You will need a dice, some counters, a piece of paper and pencil or a white board and marker.  Remember to follow Miss Jenkins, roll your dice once to find how many groups. Then roll it again to find out how many in each group. Then make it. Find out how many altogether.  <b>Task 3: Game</b> Log into Mathletics or ABCya. Choose an activity to complete.	If you would like to do some maths:  Play your favourite addition or subtraction game you have learnt at home.  Do some cooking - cooking has lots of different types of maths in it! There is measurement, volume, adding, subtracting, division and number!
Break	Break	Break	Break	Break	Break
<b>Afternoon</b>	<b>Task 1: Science - Paddock to Plate - What Do My Friends Eat</b> Read the ebook 'What Do My Friends Eat'	<b>Task 1: Library</b> Windows by Patrick Guest and Jonathan Bentley  <a href="https://youtu.be/_yQv4_rhh">https://youtu.be/_yQv4_rhh</a>	<b>Task 1: Geography: Places I Belong To (Lesson 3)</b> We all have different places that we visit and belong to.	<b>Task 1: PDHPE</b> Fundamental Movement Skill:  In Term 3, Hammondville's	If you would like to do some science, art or geography:  Have a look on 'Art Hub

	<p><a href="https://drive.google.com/drive/folders/1ovxQ8YE9C7mxKhV1ffKl1F-T3DRKuQ6F?usp=sharing">https://drive.google.com/drive/folders/1ovxQ8YE9C7mxKhV1ffKl1F-T3DRKuQ6F?usp=sharing</a></p> <p>Complete the worksheet 'Let's Eat' on Dojo or on paper. You will need to answer some questions about the ebook and draw and write two things that your family eats.</p> <p><b>Task 2: Virtual Excursion - Zoo</b> We're going to the zoo! Watch Robert Irwin's virtual tour of the Australian zoo. See if you can find your favourite zoo animal on the tour.</p> <p><a href="https://www.youtube.com/watch?v=5YBRu5JFHmw">https://www.youtube.com/watch?v=5YBRu5JFHmw</a></p> <p>Complete the worksheet by crossing out the objects and people that don't belong at the zoo.</p>	<p><a href="#">U4</a></p> <p>On a piece of paper draw any type of window you like ( square, round, arch, big, small). What do you see from the window? It can be made up or real! Draw it in your window and then write a sentence about what you see.</p> <p><b>Task 2: Mindfulness - What can you control?</b> Mojo learns an important lesson from Amelia Earhart about recognizing his attitude and focusing on the things he CAN control. Watch the video: <a href="https://vid.ly/6u6b1t">https://vid.ly/6u6b1t</a></p> <p>Think or talk about the answers to these questions:</p> <ol style="list-style-type: none"> <li>1. How does Mojo check his attitude indicator?</li> <li>2. If you're in a bad mood, how can you steer your plane into a good mood?</li> <li>3. You may not be able to control what happens to you, but what can you control?</li> </ol>	<p>Use the link below to access the lesson: <a href="http://inq.co/class/9WZUF">http://inq.co/class/9WZUF</a> Code: 3489</p> <p><b>Slide 1:</b> Looking at each picture, pretend to step inside. What might you see, hear or smell?</p> <p><b>Slide 2:</b> Imagine you are going to visit some places. Play the video using the link in the slide and act out what you would do in each place.</p> <p>A worksheet has been assigned for you to do in Class Dojo. Draw a line to match each group of people to the place that they belong to.</p> <p><b>Task 2: Dance and Cosmic Yoga</b></p> <p>I can move my body like anything <a href="https://www.youtube.com/watch?v=oLaJ4jyKBUY">https://www.youtube.com/watch?v=oLaJ4jyKBUY</a> OR Tommy the bedtime Turtle Cosmic Yoga <a href="https://www.youtube.com/watch?v=gCLW77sABTc">https://www.youtube.com/watch?v=gCLW77sABTc</a></p>	<p>PDHPE focus is on developing our Fundamental Movement Skills. Visit the Hammondville YouTube page <a href="https://www.youtube.com/channel/UCFI8inXSYttl8PVkEcSuD7g">https://www.youtube.com/channel/UCFI8inXSYttl8PVkEcSuD7g</a> to see what lessons and challenges Mr. Withers has set for you to participate in this week.</p> <p><b>Task 2: Lego Challenge or Art</b> You can choose if you want to do a task off the Lego Challenge or Art choice board.</p>	<p>on youtube' and draw something you like.</p> <p>Check out these lessons from The Australian Reptile Park <a href="https://www.reptilepark.com.au/educationhub/">https://www.reptilepark.com.au/educationhub/</a></p> <p>Take a look at the Wellbeing grid, the Lego Challenge board or the Art choice board</p>
<b>Physical Activity</b> completed at any time	Choose 1 activity to complete from the PDHPE Board (pink paper) in your pack.	Choose 1 activity to complete from the PDHPE Board (pink paper) in your pack.	Choose 1 activity to complete from the PDHPE Board (pink paper) in your pack.	Choose 1 activity to complete from the PDHPE Board (pink paper) in your pack.	Choose 1 activity to complete from the PDHPE Board (pink paper) in your pack.





Wk 10 Monday Task 3  
Literacy

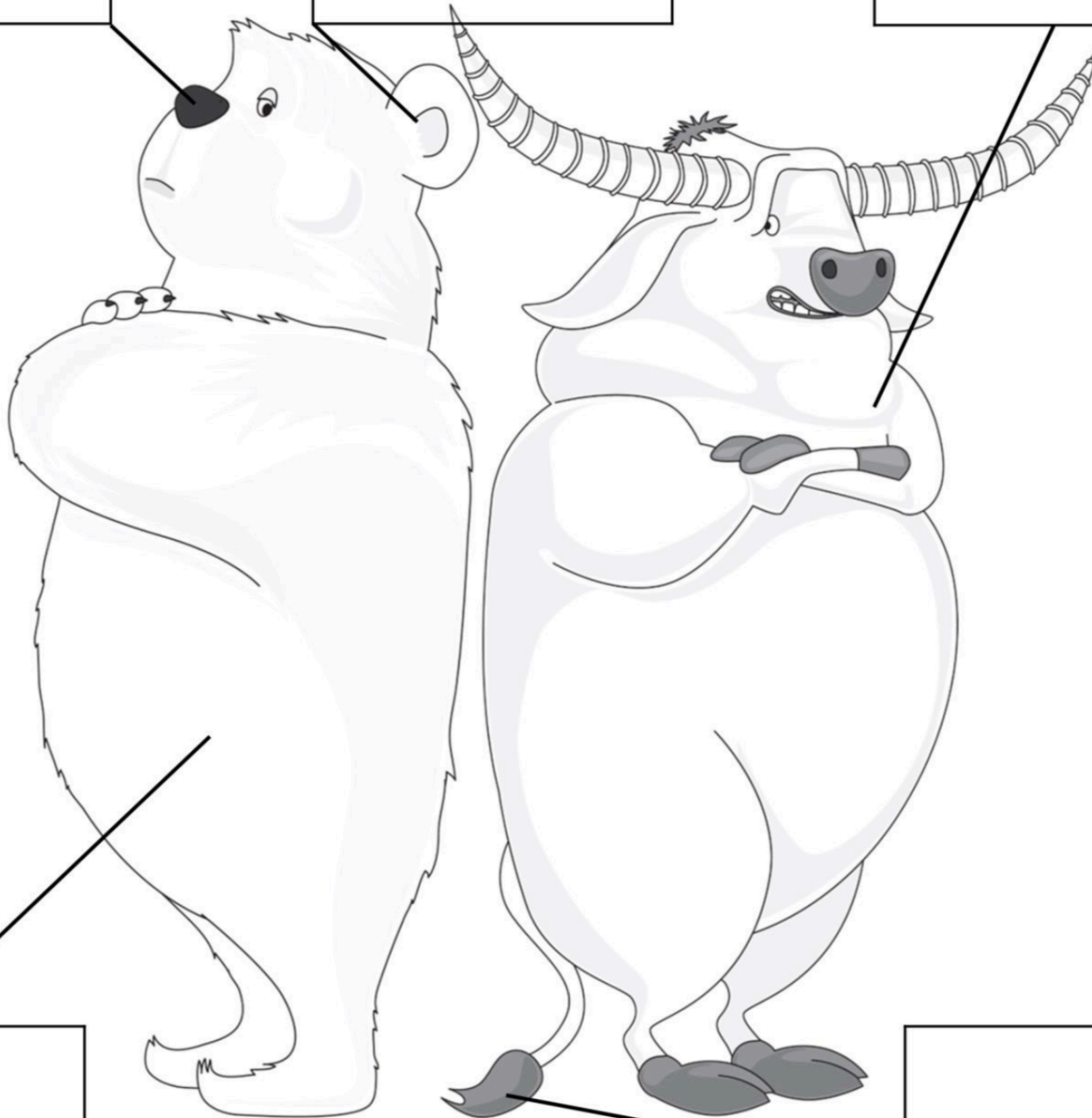
Bear

Boris

tail

nose

ear





Wk 10 Monday, Tuesday,  
and Wednesday Task 1



## Double to the Stars!

Roll a dice and double the number on it. Then place a counter in the answer column. Keep going until you reach the stars!

If you are playing on Class Dojo, you can colour in the squares as you play it.

Remember a double is the same number twice in a sum like  $2+2=$










2	4	6	8	10	12




Name \_\_\_\_\_




Date \_\_\_\_\_




# Find the Missing Numbers

Wk 10 Monday Maths Task 2

1		3	4	5	6		8	9	10
11	12	13		15	16	17	18		20
21	22	23	24		26	27	28	29	30
31	32		34	35	36	37	38	39	
	42	43	44	45	46	47		49	50

\_\_\_\_\_

\_\_\_\_\_

\_\_\_\_\_

3 Look at the eBook and answer the questions.

**Can you name some of the countries that the foods in the book came from?**



**What food would you eat?**

**What food do you think you would never eat?**



4

Draw and write two things that your family eats.

We eat \_\_\_\_\_


We eat \_\_\_\_\_




# Odd One Out

Wk 10 Monday  
Excursion Task 2

Help Sinéad identify the things and animals she might see in the zoo. Cross out the item in each row that she will definitely not see.



elephant




tiger



kettle




monkey



monorail



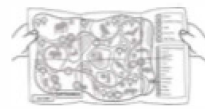
zookeeper




suitcase



crocodile



zoo map




elephant




penguin



monkey



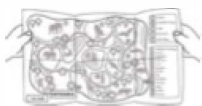
elephant



crocodile




rollerskates



zoo map




zookeeper



tiger



ballerina



monorail




bed



penguin



tiger



elephant



monkey

# Question Mark, Exclamation Mark or Full Stop?

Wk 10 Tuesday Task 3 Literacy

Add a question mark, exclamation mark or full stop in the box to finish off the sentence correctly.

a) Do you like cake



b) Look out



c) Dad is mowing the lawn



d) Would you like to play with me



e) Well done Riley



f) Sam went down the slide




Name: \_\_\_\_\_

Wk 10 Tuesday Task 3 Maths


# How many sides?



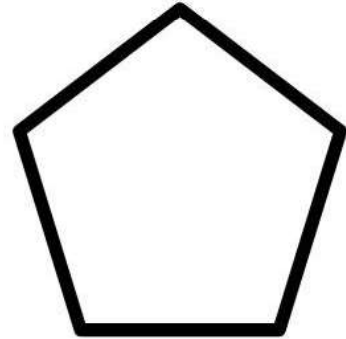
Count the sides on each shape and dab or color the matching numeral.




4 2 3



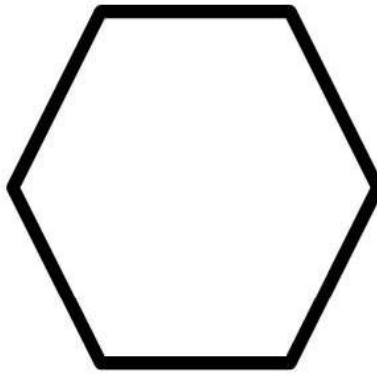
2 3 4



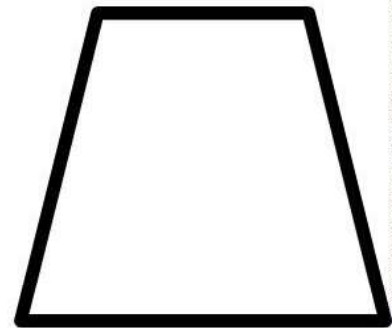
1 5 3




0 2 1



6 3 4



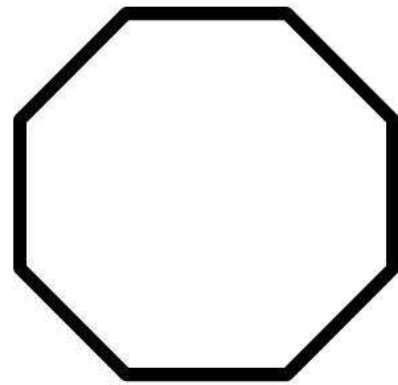
7 4 3



5 1 4



2 3 4



3 5 8

# Wk 10 Wednesday Literacy Task 1

draw a line from the word to the correct picture.


snake




crate



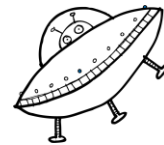
plane




whale



skate



flake



cane




space ship

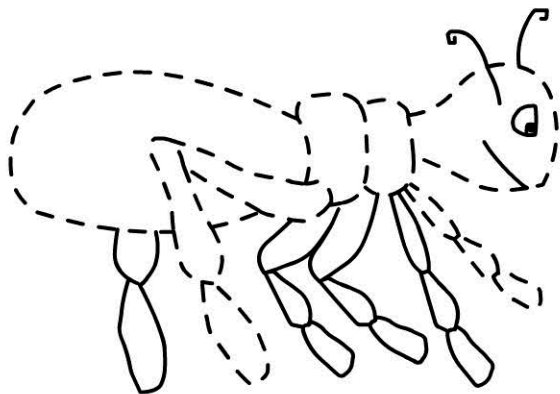


a

A



My name is:



ant






My name is: \_\_\_\_\_


Draw cookies in the teddy tummies to solve these problems.

4 groups of 5 =


Wk 10 Wednesday Task 2 Maths




3 groups of 3 =




5 groups of 2 =



2 groups of 8 =



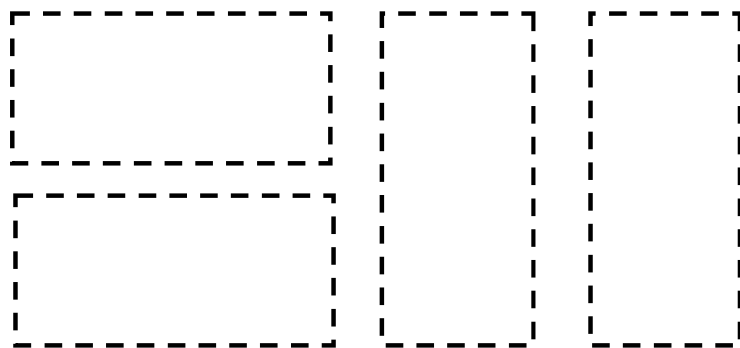


Name: \_\_\_\_\_

Wk 10 Wednesday Maths Task 3

## Let's Learn About Rectangles

Trace it:




Copy the word:

rectangle


Draw it:



Color it:



Highlight all the rectangles:



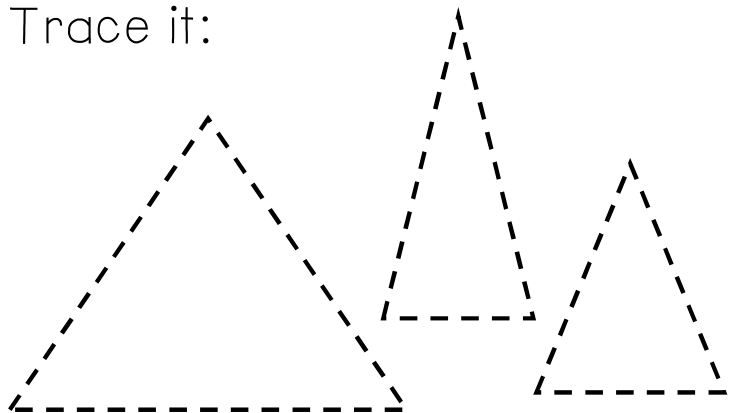


Name: \_\_\_\_\_

Wk 10 Wednesday Maths Task 3

## Let's Learn About Triangles

Trace it:



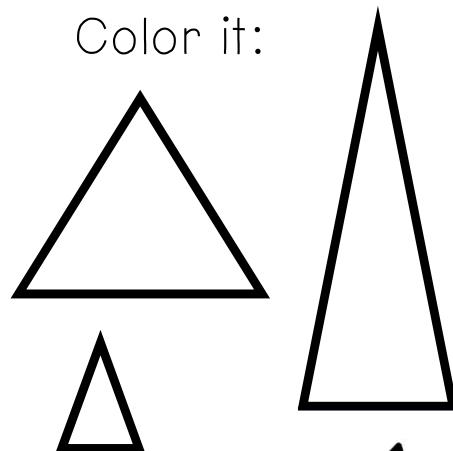
Copy the word:

triangle

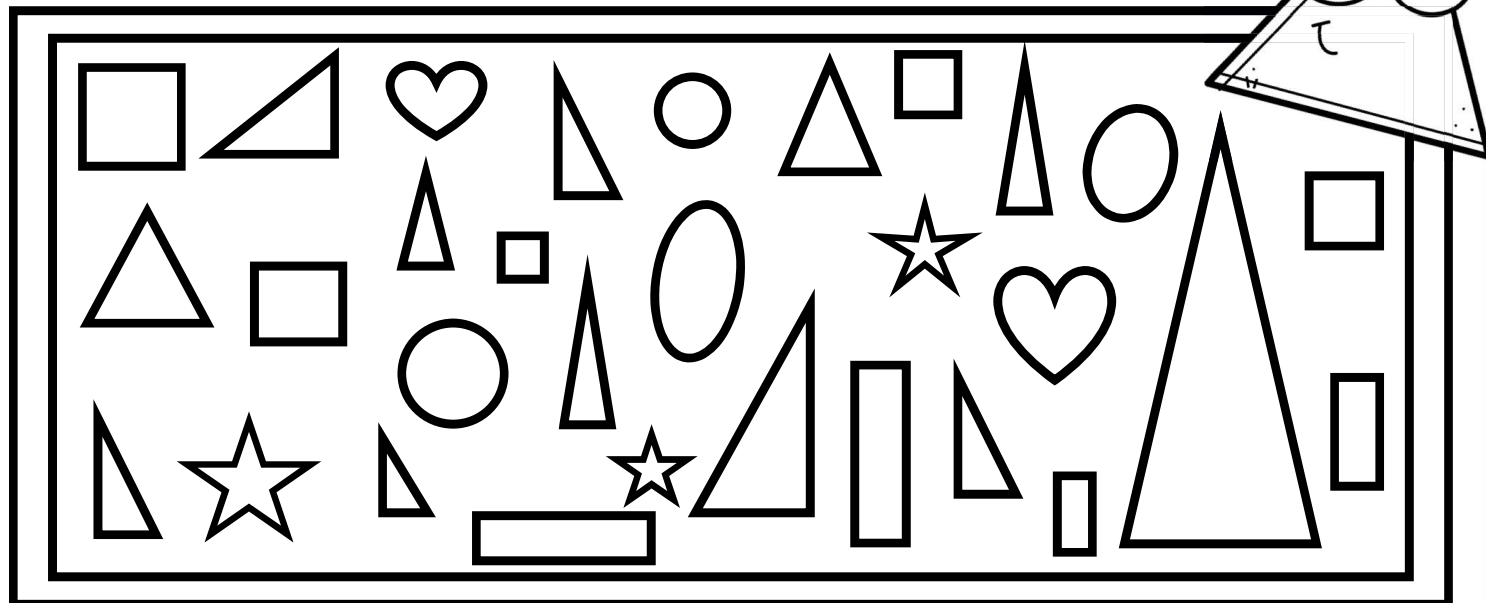
Draw it:





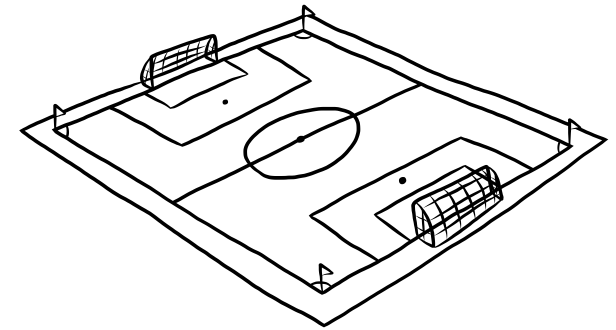
Color it:



Highlight all the triangles:



- 7** People often go to places because they belong to a group who uses it.  
Match each group to their place.



**11** Make a list of the things you can do to help other children feel like they belong.



8.4- Reading comprehension: CVC words using sounds /a/-/n/ and words 'my', 'in'

# I can read and match the sentence

Read the sentence. Find the picture that matches the sentence.  
Draw a line from the picture to the correct sentence.

My bag.  
...



My dad.  
...



In a can.  
...



In a cab.  
...



In a bag.  
...



Name: \_\_\_\_\_

Copyright © 2015 Marcelle Mariani

# Addition Bubbles

Solve the addition equations.  
Color the bubble by their answer.

Name: \_\_\_\_\_

$3+2=$

$4+3=$

$2+2=$

$5+3=$

$7+1=$

$2+4=$

$2+3=$

$6+1=$

$3+3=$

$0+5=$

$4+4=$

$3+4=$

$0+4=$

$4+1=$

$6+0=$

$5+2=$

$1+3=$

$2+6=$

$4+2=$

$3+1=$

**Color By Answer:**

- 4-** green
- 5-** blue
- 6-** red
- 7-** yellow
- 8-** purple