

Hammondville PS

Stage 1 (Year 1 and 2)




Remote Learning Workbook

Term 3 Week 3 2021

Name: _____

HAND ON MATHS

Money Using different coins, make up these amounts \$1.50, 80c, \$3.20, 45c, \$2.65, 60c, \$1.40, 25c.	Greater than, Less than Roll a dice to create sets of two-digit & three-digit numbers. Record if they are Greater than, Less than or Equal to.	Data Record the different types of fruit and vegetables you have at home. Use tally marks to show how many of each you have.	Mass Gather 6 different items from around your house and line them up from lightest to heaviest. Draw your findings.
3D space Find 10 - 15 different objects around your house. Using labels, name the 3D shape. <i>eg. a can of drink is a cylinder</i>	Fractions - halves Make a poster (on A4 paper), demonstrating items around the house, cut in half. <i>eg. a sandwich cut in half, an orange cut in half.</i>	Addition Create your own addition problems using snacks, toys or lego blocks. <i>eg. 5 tiny teddies + 2 tiny teddies =</i>	Subtraction Use plastic cups and a ball or a rolled up pair of socks to play subtraction bowling. Set up cups like bowling pins. Roll the ball and subtract the number of pins you knock down.
Friends of 10 Write down all of your friends of 10 in order $0 + 10 = 10$ $1 + 9 = 10$	Friends of 20 Write down all of your friends of 20 in order $0 + 20 = 20$ $1 + 19 = 20$	Before & After Using cards or a dice, create two-digit & three-digit numbers, then record the number that comes before and after. <div>33 34 35</div>	Doubles Write down all of the doubles from $1 + 1 =$, up to $30 + 30 =$
Counting <ul style="list-style-type: none"> Count up to 100 Count backwards from 50 Count up to 60 Count backwards from 40 	Time How many can you do in 1 minute?? <ul style="list-style-type: none"> Jumping jacks Push ups Toe touches squats 	Patterns Create patterns using: <ul style="list-style-type: none"> Numbers Pictures Colours Shapes 	Skip Counting <ul style="list-style-type: none"> Count up by 2s, 5s and 10s up to 100. Count backwards by 2s, 5s and 10s from 100. Can you skip count by 3s up to 60?
Time Make a timeline of your day. What time do you wake up, eat breakfast, play outside, watch TV, go to sleep etc..?	Money Have your parents place a handful of coins into a bowl. Using a spoon, scoop out some coins and add them up.	Multiplication Using coins, blocks or toys, make equal groups of, and record your findings. <i>eg. 3 groups of 5 lego blocks = 15 blocks.</i>	Division Share your snacks, toys or blocks amongst your family. Make sure everyone gets an equal amount.

<p>Scavenger Hunt.</p> <p>Have an indoor or outdoor scavenger hunt.</p> <p>You will need an adult to hide some clues in different places. Race from clue to clue. Each clue leads to the next one and finally you get the treat or toy at the end!</p> <p>Add some fitness into each clue e.g. do 5 star jumps then race to the next clue in the letterbox.</p>	<p>Skipping or Jumping.</p> <p>Play some music and do some skipping. Try straight jump forwards, backwards, double bounce, running skip, side to side and then ...for a challenge create your own jump!</p> <p>If you haven't got a rope just jump and skip to some music.</p>	<p>Baby Shark Dance.</p> <p>Sing and dance to this song on you tube. You won't be able to get the song out of your head all day!</p> <p>https://www.youtube.com/watch?v=XqZsoesa55w</p>	<p>Gross Motor Obstacle Course.</p> <p>Incorporate hopscotch, circles for jumping, a swirly line to follow, a spot to do 10-star jumps, a spot to sing the alphabet while patting your head and whatever else you can think of.</p>	<p>Dancing.</p> <p>Play some fun dance music and dance.</p> <p>You may like to have a dance off with your family. Who has the best dance move?</p>
<p>Animal Fun.</p> <p>Find some space. A family member calls out an animal name and you have to move like it.</p> <p>Turtle – move slowly</p> <p>Leopard – move fast</p> <p>Octopus – shake your whole body</p> <p>Flamingo – stand on one leg</p> <p>Kangaroo – bounce</p> <p>Snail – crouch and move</p> <p>Bird – stretch arms out and 'fly' around</p>	<p>Running.</p> <p>Run three laps around your house.</p> 	<p>Cosmic Kids Yoga session.</p> <p>Complete a free yoga and mindfulness adventure with Cosmic Kids Yoga. 'Squish the fish', Frozen and Pokemon are some favourites!</p> <p>https://www.youtube.com/user/CosmicKidsYoga</p>	<p>Hopscotch.</p> <p>Using chalk draw a hopscotch grid onto the concrete. Play a game of hopscotch. If you have a brother or sister they can play with you.</p>	<p>Balloon catch.</p> <p>Blow up a balloon and practice throwing and catching it. See how long you can keep the balloon in the air.</p> <p>Play a fun game of volleyball with your balloon.</p>

Library Grid

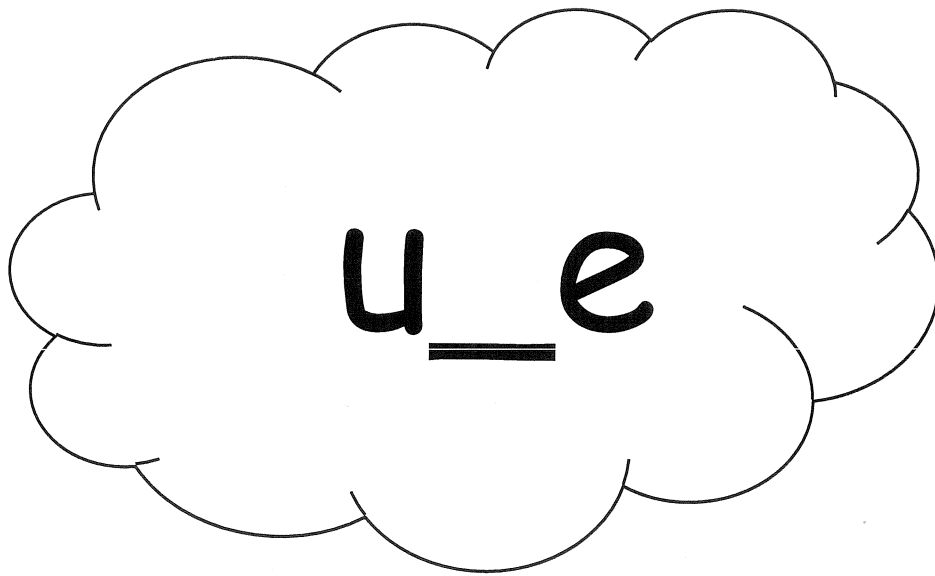
Read a story and tell someone about it	Take a photo of you reading to your favourite toy	Draw a picture of your favourite book character
Write 2 sentences about why you love to read. Draw a picture	Design a bookmark	Create a new cover for your story.
Ask someone what their favourite book is	Draw and name a new book character	List 3 reasons why its important to read every day.

myfreebingocards.com

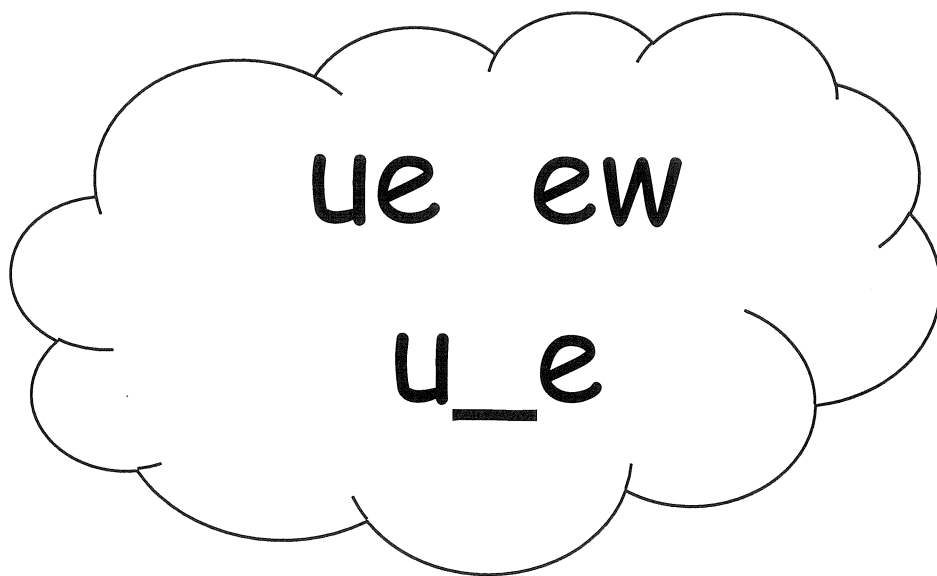
Choose 1 or 2 activities to do a week.

You can bring the completed activities in to Mrs Stanley when school returns.

Monday Term 3 Week 3- Brainstorm Year 1

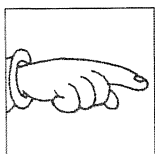



Monday Term 3 Week 3 - Brainstorm Year 2



Monday

Add <u_e> to make a word in each note of the tune. Read the words and draw pictures for them.



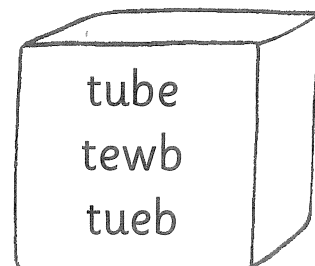

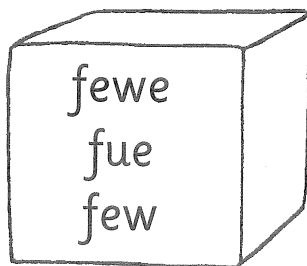

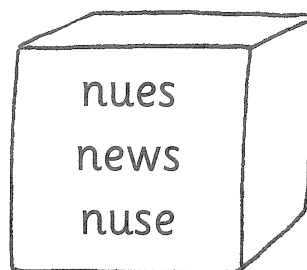
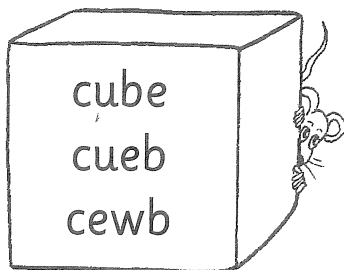
Action: Point to people around you, and say *you, you, you*.

Spelling List

the /ue/ sound: <ue>, <ew> or <u_e>

Underline the spelling you think is correct. Then use a dictionary to check your answer, and tick the right spelling.

- sunk
- book
- h _ g _
- f _ s _
- resc _ _
- que _ _
- _ _ e
- _ s _ ful
- seventeen
- eighteen



Choose a word from the list to fit each sentence.

- A female sheep is called a _____.
- They often _____ with each other.
- That fireman came to _____ us.
- That whale is _____!

seventeen (17)

s _ v _ _ t _ _ n
_ e _ e _ _ e e _
_ e v _ n _ _ _

eighteen (18)

e _ g h t _ _ n
e i _ _ _ e e _
_ _ _ _ t e _ _

Write out the verb 'to be'.

I _____ you _____ he/she/it _____
we _____ you _____ they _____

Draw a bee around the part of the verb 'to be' in each sentence.

- It is quite cold today.
- Today we are playing outside.
- That elephant is very big.
- "I am so tired," said Sam.


Find the u's.

Monday


Wave pattern





Trace the pattern. Colour the wedges.







Trace, then copy.



Urchins use



umbrellas.



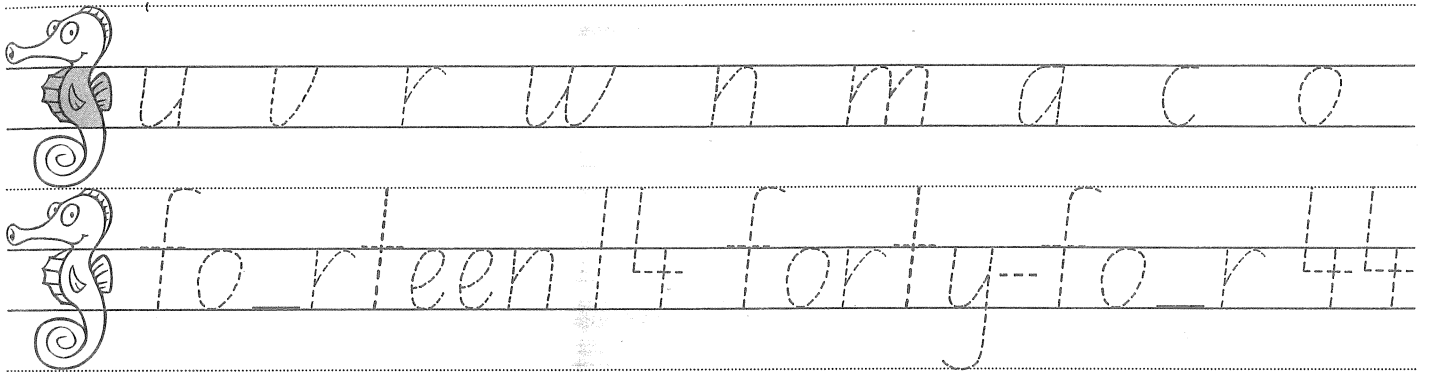
Monday

Wave pattern



The surf is so good!

Trace the wave pattern letters.



Trace. Fill in the missing u's. Copy.

excuse

costume

perform

volume

confess

Monday Week 3- Writing

A story about your special beach shell!

This image shows a blank sheet of white paper with horizontal ruling lines. The lines are evenly spaced and run across the width of the page. There are no margins, text, or other markings on the paper.

monday

L1


Reading and Comprehension

Name: _____

Date: _____

The BAD Haircut

Before



After



Draw Trixie before and after her haircut.

Trixie needed a haircut! She had long brown hair that went all the way down her back. But her fringe was starting to get into her eyes and make them tickle and itch.

On Thursday after school, Mum took Trixie to the hairdresser. "Just a little trim" Mum told the lady as Trixie sat in the chair.

The hairdresser picked up a her scissors and was about to take a small snip from the end of Trixie's hair when suddenly, "AHHHCHOOOO!" The hairdresser sneezed and the scissors snapped closed!

The scissors fell to the floor and the hairdresser gasped loudly. Trixie looked down and when she saw what had fallen onto the floor she screamed louder than ever before!

The BAD Haircut – Comprehension Questions

1. Who were the 3 characters in this story?

2. Why did Trixie need a haircut?

3. When was Trixie's haircut?

4. What did Trixie's hair look like before the haircut?

5. What do you think Trixie saw on the floor that made her scream?

6. How do you think Trixie could hide her bad haircut?

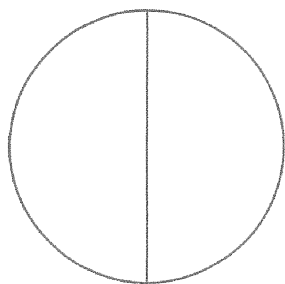
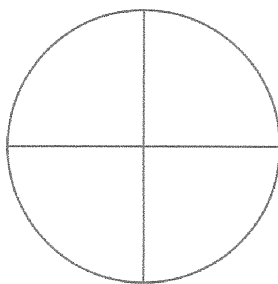
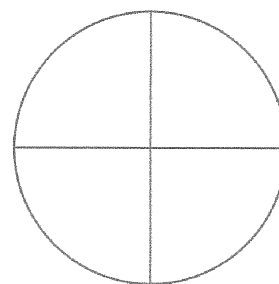
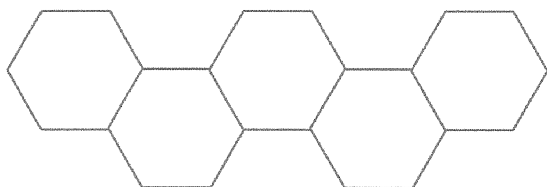
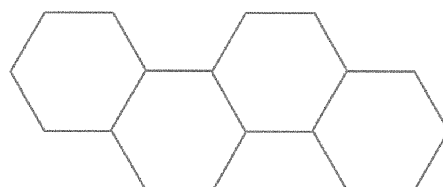
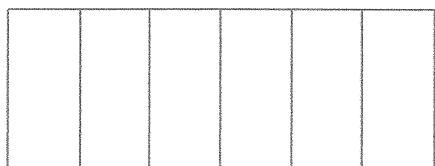

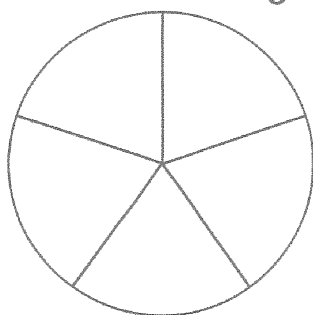
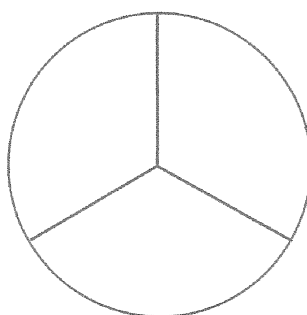
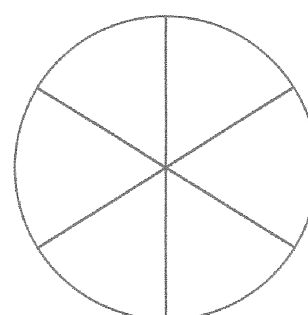
7. Have you ever had a bad haircut? What do you think you would do if you got one?

Student answers comprehension questions based on

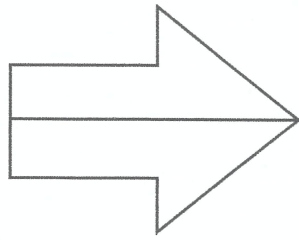
- ☐ Directly stated information within the text - (Literal) Q 1, 2, 3, 4
☐ Connecting - Q: 6, 7 ☐ Inferring - Q: 5

Fractions Frenzy!

Can you read and colour the fractions?


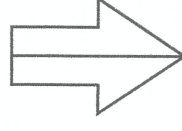
 $\frac{1}{2}$  $\frac{1}{4}$  $\frac{3}{4}$  $\frac{1}{3}$  $\frac{3}{4}$  $\frac{1}{4}$  $\frac{1}{5}$  $\frac{2}{4}$  $\frac{1}{6}$  $\frac{1}{8}$  $\frac{1}{5}$  $\frac{1}{3}$  $\frac{1}{6}$

Activity Instructions




Read and follow these instructions carefully.

1. Colour half of all the tree shapes green.
2. Colour half the flower pink.
3. Colour half of the star shapes yellow.
4. Colour half the rainbow red, purple and blue.
5. Colour the whole mushroom red.
6. Colour half the heart pink.
7. Colour the whole house roof black.
8. Colour half the house green.
9. Colour half the sports balls blue.
10. Colour the whole cat grey.
11. Do not colour any of the pencil yellow.
12. Colour the whole baseball bat orange.



Monday


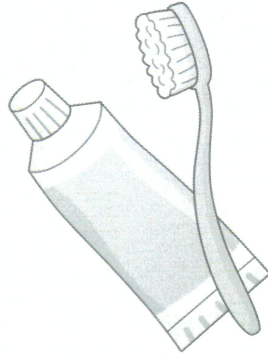
Monday





8

Choose a place to visit and draw the things you would take with you in the suitcase. Make sure you have things suitable for the weather you expect.



Place

Weather

Monday

Tuesday Term 3 Week 3 - Look, Cover, Write,
Check



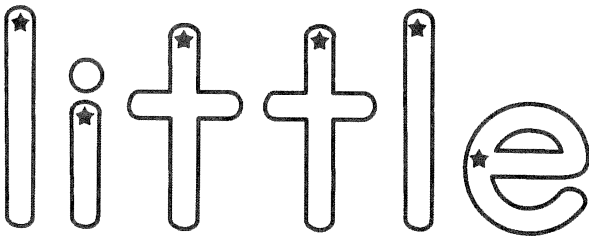

Spelling List - Year 1	LCWC
risk	
lend	
sweet	
huge	
refuge	
used	
resume	
fortune	
little	
down	

Spelling List - Year 2	LCWC
sunk	
book	
huge	
fuse	
rescue	
queue	
ewe	
useful	
seventeen	
eighteen	

Tuesday

Sight Word Page

Practice reading and spelling the sight word in many ways. Write a sentence with the word.

 Read little	 Find little litle little little little litte
B u i l d	
Trace 	Spell  _____ _____ _____





Write a sentence with the word.

Tuesday

Sight Word Page

Practice reading and spelling the sight word in many ways. Write a sentence with the word.

 Read down	 Find down dwn down down down dow
B u i l d	
Trace down	Spell _____



Write a sentence with the word.

Sight Word Page

Practice reading and spelling the sight word in many ways. Write a sentence with the word.

Read

seventeen

Find


seventeen seeventen

seveenteen seventeen

B u i l d**Trace**

seventeen

Spell



Write a sentence with the word.

Sight Word Page

Practice reading and spelling the sight word in many ways. Write a sentence with the word.

Read



eighteen

Find

eighteen eighteen

eighteen eighhteen

B u i l d

Trace

eighteen

Spell





Write a sentence with the word.

Reading and Comprehension

Name: _____

Date: _____

The New Teacher



Draw a picture of what you think Miss Sweetly and Mrs Wolf look like.

Darcie and Alice walked to school together happily. They loved school and they loved their teacher, Miss Sweetly.

But today when they got to school, Miss Sweetly wasn't at the door to greet them. Standing in her place was a tall gruff looking woman who wore a frown on her face.

"Hurry up!" she barked. "Get inside and sit down".

Darcie and Alice quickly sat in their seats as the new teacher stomped into the classroom.

"My name is Mrs Wolf" she snapped, frowning at the children. "I will be your teacher until Miss Sweetly gets back".

Darcie gave Alice a nervous look. "Where on Earth could Miss Sweetly be?" she whispered. "I hope she comes back soon!"

The New Teacher – Comprehension Questions

1. Who were the 2 teachers in the story?

2. Write 2 words to describe Mrs. Wolf:

3. Did Darcie and Alice like school? Write why or why not:

4. Write 2 words that have been used instead of "said".

5. How were Darcie and Alice feeling at the beginning of the story?

6. How did they feel at the end of the story? Why did they feel this way?

7. Where do you think Miss Sweetly might be?

8. Has your teacher ever been away from school? Write a sentence about what happened when your teacher was away:

Student answers comprehension questions based on


☐ Directly stated information within the text - (Literal) Q 1, 3, 5

☐ Connecting - Q: 8

☐ Inferring - Q: 5, 6, 7

☐ Language and Grammar – Q: 2, 4

Tuesday Week 3- Writing Template



Title

Materials:

Method:































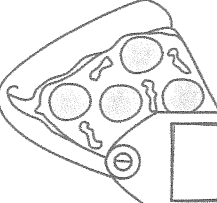





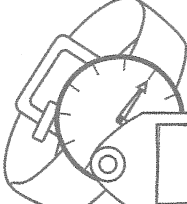





[illegible]

Tuesday

Name: _____

Australian Coins

Colour the correct coins you would use to buy these items!






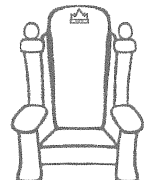








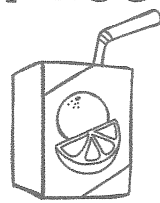
 \$5	    
 \$3	    
 \$5	    
 \$7	    
 \$2	    
 \$4	    
 \$6	    

Tuesday

Name: _____

What Can I buy?

Colour in the item that you can buy with the money that you have!

	<p>\$2.55</p> 	<p>\$1.75</p> 
	<p>\$3.25</p> 	<p>\$4.30</p> 
	<p>\$2.85</p> 	<p>\$3.85</p> 
	<p>\$3.65</p> 	<p>\$4.55</p> 
	<p>\$5.15</p> 	<p>\$4.85</p> 

Wednesday Term 3 Week 3- Dot-Dash-Dive

Spelling List - Year 1	Dot-Dash-Dive
risk	
lend	
sweet	
huge	
refuge	
used	
resume	
fortune	
little	
down	

Spelling List - Year 2	Dot-Dash-Dive
sunk	
book	
huge	
fuse	
rescue	
queue	
ewe	
useful	
seventeen	
eighteen	

List words

risk	lend	sweet	huge	refuge
used	resume	fortune	little	down

Fill in the blanks by using the list words.

He likes _____ foods.

They will _____ lessons after lunch.

She had to _____ him her book.

They took _____ in a cave.

She _____ all the tissues.

Find all the list words in this find-a-word.

Look for words that go down and across.

s	w	e	e	t	t	e	u
d	r	e	f	u	g	e	f
o	k	s	o	u	u	g	l
w	e	h	r	i	s	k	i
n	d	u	t	t	e	s	t
e	f	g	u	t	d	t	t
t	l	e	n	d	e	e	l
r	g	r	e	s	u	m	e

List Words

sunk

book

huge

fuse

rescue

queue

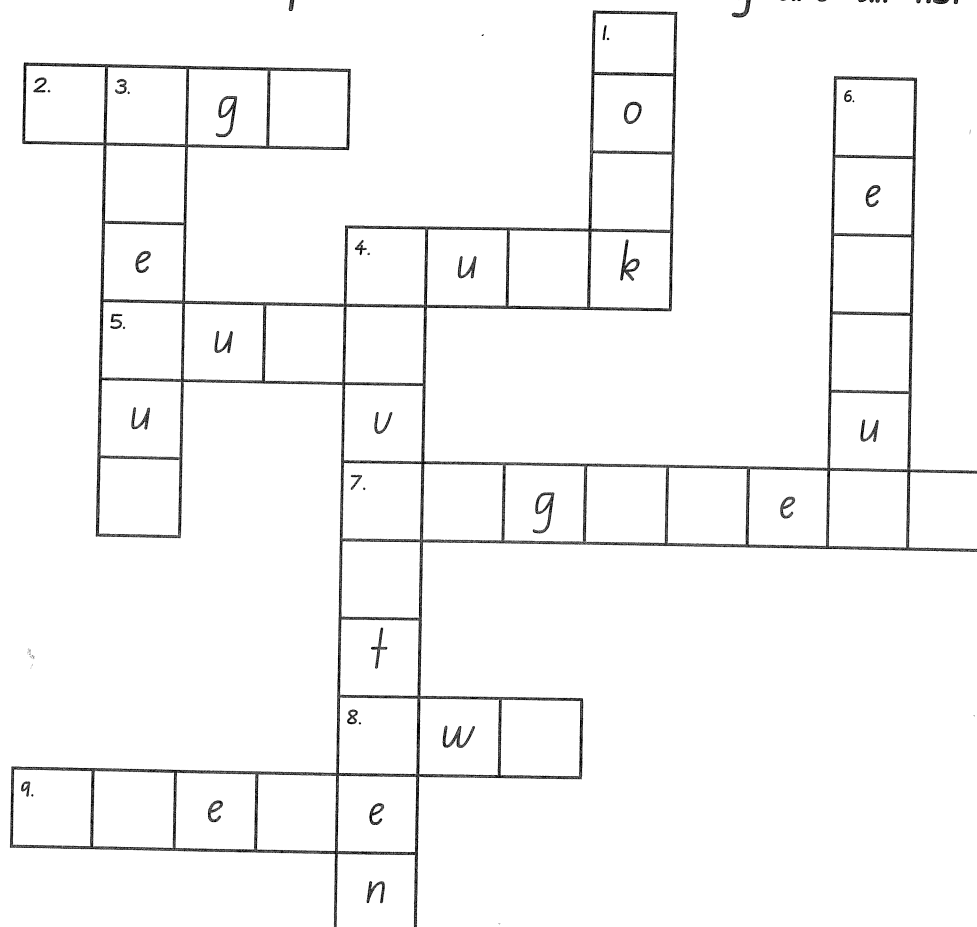
ewe

useful

seventeen

eighteen

Use the clues to complete the crossword. They are all list words.



Clues Across

2. Very large (hu_e)
4. Past tense of sink (s_n_)
5. To join two things together (f_se)
7. The number before nineteen (ei_ht_en)
8. A female sheep (e_e)
9. To form a line (qu_u_)

Clues Down

1. We read one of these (b_o_)
3. Something that has use (us_f_l)
4. The number after sixteen (se_en_ee_)
6. To save someone or something from harm (r_sc_e)

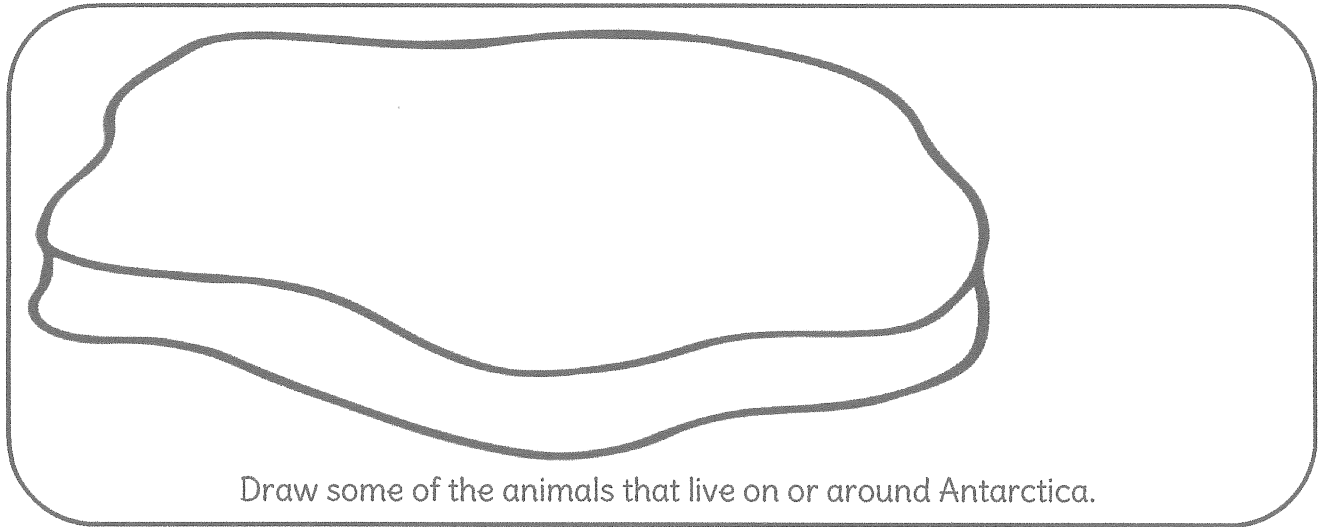
Reading and Comprehension

Name: _____

Date: _____

Antarctica

Before reading : What is one question you have about Antarctica?



Draw some of the animals that live on or around Antarctica.

Antarctica is the coldest, driest, iciest and windiest continent on Earth! In winter, it can reach -89°C .

Almost all of Antarctica is covered in ice! It has over 90% of the total ice on Earth, and 70% of the world's fresh water.

Antarctica is called a **polar desert** because it has very little rain each year.

There are two seasons in Antarctica, summer and winter. In summer the sun never sets and in winter the sun never rises.

Antarctica has no bushes or trees at all.

Antarctica is home to penguins, seals, birds and fish. No people live in Antarctica, but many researchers stay there to work and study.

Antarctica – Comprehension Questions

1. How cold can it get in Antarctica?

2. Why is it called a polar desert?

3. What are the 2 seasons in Antarctica? Write something about each of them:

4. List 4 animals that live in Antarctica:

5. Do people live in Antarctica? Why do you think this is?

6. Write one question you still have about Antarctica.

7. Would you like to visit Antarctica? Why yes or why not:

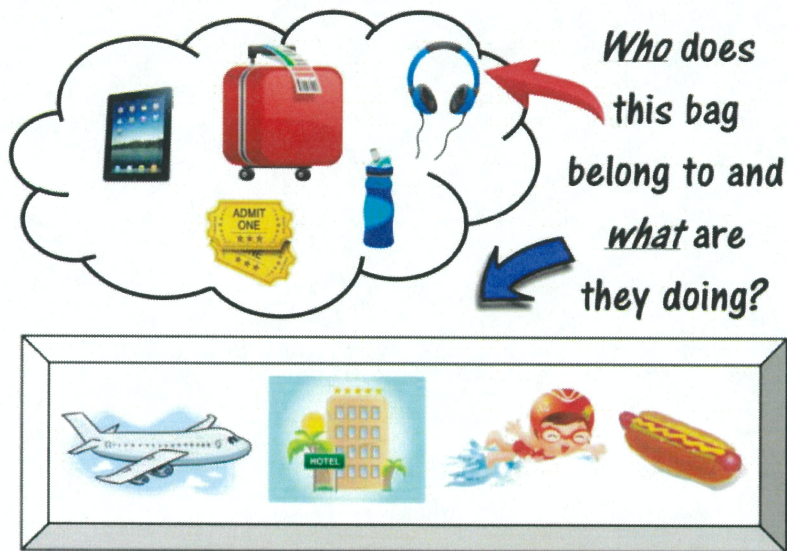
Student answers comprehension questions based on

☐ Directly stated information within the text - (Literal) Q 1, 2, 3, 4

☐ Inferring - Q: 5

☐ Connecting - Q: 8

Wednesday Week 3- Writing (Who does this bag belong to?)




Wednesday

Let's Weigh it!

Estimate how much an item in your house will weigh and then use a scale to weigh it accurately.

Item	eStimate	weight





7

What would you say to Peter Pan about people growing and changing to convince him that he can't stay a boy forever?

Handwriting practice area with a spiral notebook design on the left and four horizontal lines for writing.

Write a note and I'll deliver it to Peter.



Wednesday

Thursday Term 3 Week 3 - Alphabetical Order

Write your spelling words in alphabetical order.

a b c d e f g h i j k l m n o p q r s t u v w x
y z

[illegible]

Thursday Term 3 Week 3 - Sentences

Write 5 sentences using your spelling words.

1.

2.

3.

4.

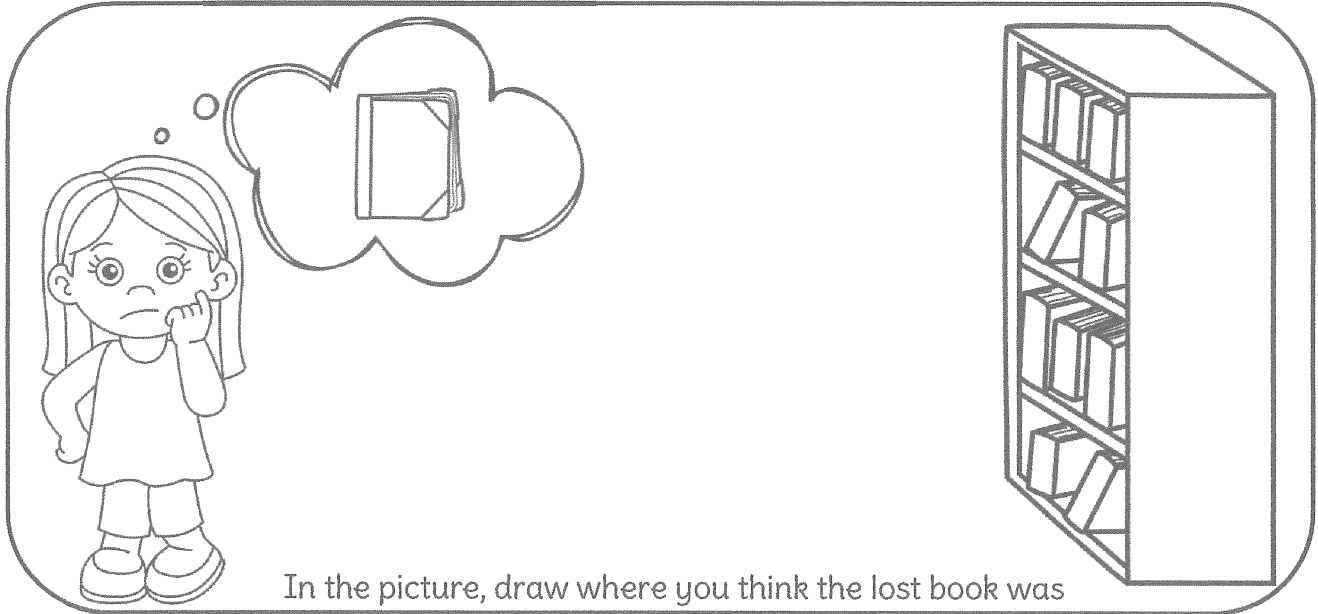
5.

Reading and Comprehension

Name: _____

Date: _____

The Lost Book



Every Tuesday Kat's class goes to the library to borrow books. It is her favourite day of the week!

On Tuesday morning Kat was packing her school bag, but she could not find her book!

She looked high and low, turning her house upside down trying to find it.

"Mum and Dad, have you seen my book?" she asked. Mum and Dad shook their heads.

Kat looked in her bedroom, in the living room, in the kitchen and even in the car! She couldn't find her book anywhere!

Suddenly, she saw Buddy run past wagging his tail. Out of the corner of his mouth, stuck a white piece of paper!

"Nooooooooo!" Kat yelled.

The Lost Book – Comprehension Questions

1. What was Kat's favourite day of the week and why?

2. What was the problem in this story?

3. What 3 rooms did Kat search?

4. Who do you think **Buddy** was?

5. Where do you think Kat's lost book was?

6. What does "turning the house upside down" mean?

7. What do you predict will happen next?

8. Have you ever lost something for a long time and then found it? What did you lose and where did you find it?

Student answers comprehension questions based on


☐ Directly stated information within the text - (Literal) Q 1, 3

☐ Connecting - Q: 8

☐ Inferring - Q: 4, 5

☐ Predicting - Q: 7

Thursday Week 3- Writing Template



Title

Materials:

Method:


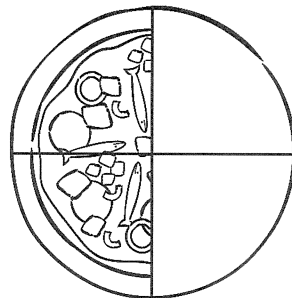

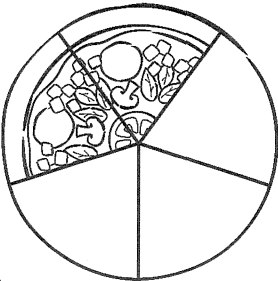

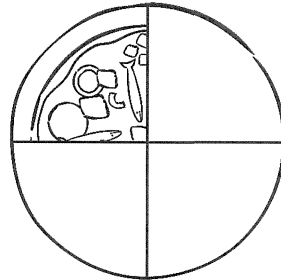

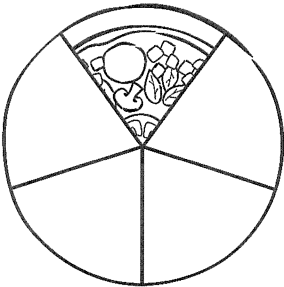

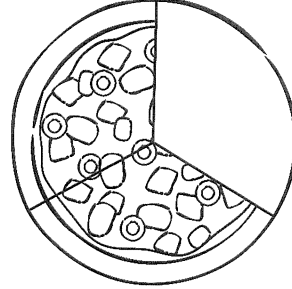

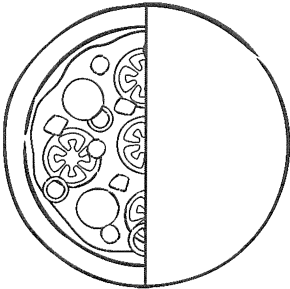

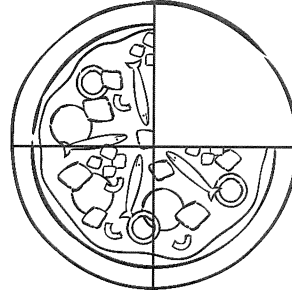

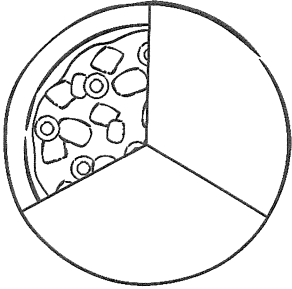
[illegible]

Thursday

fraction

Name: _____

Label It!



©laurenpancough

$$\frac{1}{4}$$

$$\frac{2}{4}$$

$$\frac{3}{4}$$

$$\frac{2}{5}$$

$$\frac{1}{5}$$

$$\frac{1}{3}$$

$$\frac{2}{3}$$


$$\frac{1}{2}$$

fraction

Name: _____

COLOUR IT!

Lucy's ice cream




$\frac{1}{4}$ CHOCOLATE

$\frac{3}{4}$ STRAWBERRY




Alfie's ice cream




$\frac{1}{3}$ BANANA

$\frac{1}{3}$ STRAWBERRY

$\frac{1}{3}$ CHOC CHIP




Koby's ice cream




$\frac{2}{3}$ MINT

$\frac{1}{3}$ CHOCOLATE




Rachel's ice cream




$\frac{2}{4}$ BLUE BERRY

$\frac{1}{4}$ RASPBERRY

$\frac{1}{4}$ VANILLA



Sophie's ice cream




$\frac{2}{5}$ BUBBLE GUM

$\frac{1}{5}$ FAIRY FLOSS

$\frac{2}{5}$ CHOCOLATE



Luke's ice cream



$\frac{1}{4}$ VANILLA

$\frac{1}{4}$ STRAWBERRY

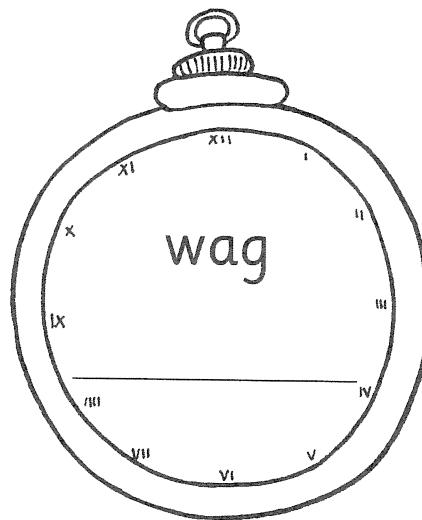


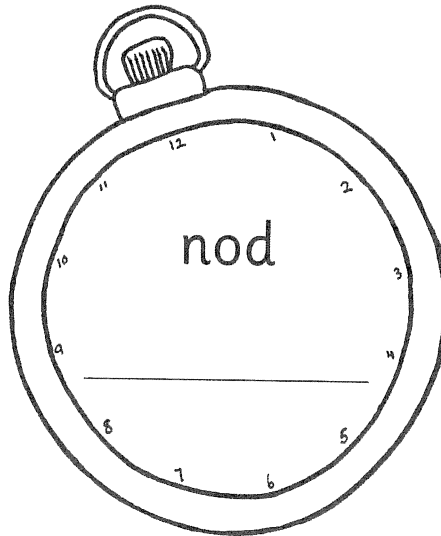



$\frac{2}{4}$ CHOC CHIP



Past Tense

Verbs  Red Friday

Write these verbs in the simple past tense.




Conjunctions Purple

There are many conjunctions, but these are six of the most useful ones.

and but because or so while

Underline the conjunctions in purple.

1. Would you like an apple or an orange? 
2. I did not tell anyone the news because it was a secret.
3. He fell over but he did not hurt himself.
4. We played games while we waited.
5. cats and dogs
6. It rained so she took her umbrella.



Match each sentence part on the left to one on the right. Choose a conjunction to join them together and write it on the line.

I was late for school

We went to the country

Kim ran fast in the race

Is there time to play

The horse was hungry

They listened quietly

_____ the band played.


_____ is it too late?

because I overslept.

_____ he ate some oats.

_____ had a picnic.

_____ she did not win.



Action: Hold your hands apart with the palms facing up. Move both hands so one is on top of the other.

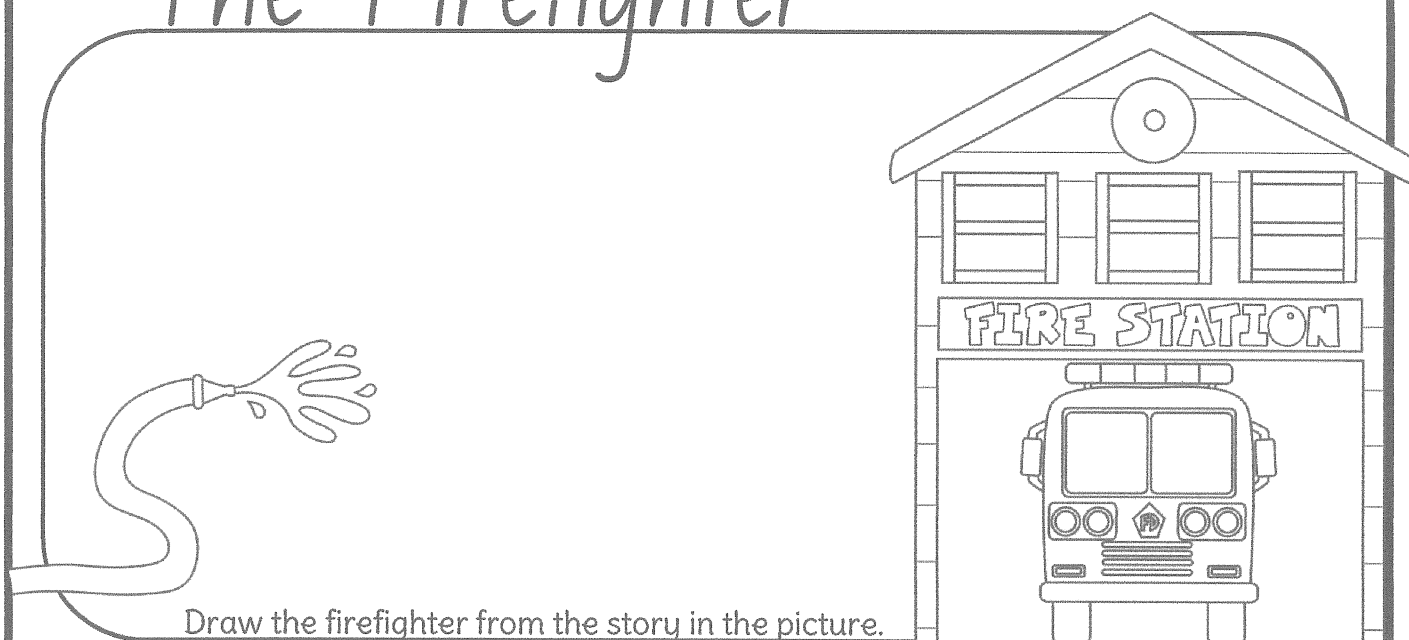
Colour: The colour for conjunctions is purple.

Reading and Comprehension

Name: _____

Date: _____

The Firefighter



Milly's mum is a firefighter! On Monday, Milly's mum came to school to talk to us about fire safety.

First, Milly's mum showed us ways we can be safe from fire at home. We learnt how to Stop, Drop and Roll if we were ever on fire.

Then she showed us her uniform. We took it in turns trying on her jacket, boots and helmet. Milly's mum said her uniform keeps her safe when she is putting out a fire.

Finally, we went outside to see the firetruck. Milly's mum turned on the lights and the siren for us all to see!

I think Milly's mum is a hero! When I grow up I want to be a firefighter too.

The Firefighter – Comprehension Questions

1. Where did Milly's mum visit the children.

2. Order the 3 main things she did:

1. _____

2. _____

3. _____

3. What did Milly's mum teach them?

4. Write 1 way you can keep yourself safe from fire at home?

5. Do you think fire fighters are hero's? Why or why not?


6. Who else in the community do you think is a hero?
Write why you think they are:

Student answers comprehension questions based on

☐ Directly stated information within the text - (Literal) Q 1, 2, 3, 5

☐ Connecting - Q: 4, 5, 6

Friday Week 3- Writing Template



Title


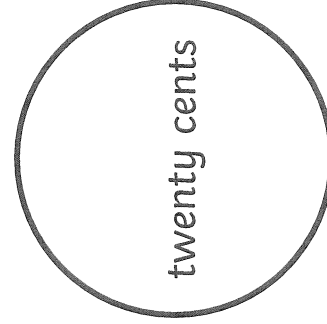
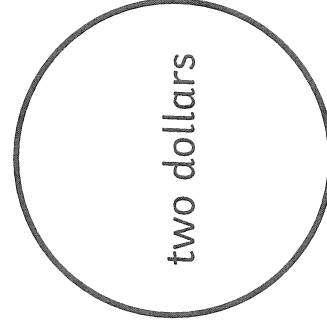


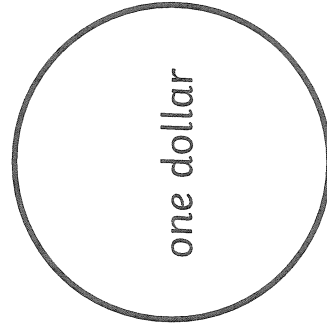

Materials:

Method:

[illegible]







Coins and Values

Draw a line to match the coins with their value in words. Colour in the coins to show how they look.









Ordering Coins

Order the coins according to their **size**. Start from the smallest sized coin and number them 1 to 6. Colour the coins to show how they look.

 <input data-bbox="389 454 537 551" type="text"/>	 <input data-bbox="868 454 1016 551" type="text"/>	 <input data-bbox="1347 454 1495 551" type="text"/>
 <input data-bbox="389 806 537 902" type="text"/>	 <input data-bbox="868 806 1016 902" type="text"/>	 <input data-bbox="1347 806 1495 902" type="text"/>

Order the coins according to their **value**. Start with the coin of the smallest value and number them from 1 to 6.

 <input data-bbox="379 1350 537 1447" type="text"/>	 <input data-bbox="858 1350 1016 1447" type="text"/>	 <input data-bbox="1340 1350 1495 1447" type="text"/>
 <input data-bbox="379 1709 537 1805" type="text"/>	 <input data-bbox="858 1709 1016 1805" type="text"/>	 <input data-bbox="1340 1709 1495 1805" type="text"/>