

Kindergarten Home Learning Timetable Week 3, Term 3

Week 3	Monday	Tuesday	Wednesday	Thursday	Friday
Task	Help make your bed today.	Help an adult to prepare your lunch and snacks.	Help an adult do a job around the house.	Tell everyone you live with something special about them.	Help an adult tidy up a section of the house or garden.
Morning Please note: If you have read all your own books, visit ABC Storytime for a different book you can choose. Also when writing, if it is a word they cannot sound out like favourite or elephant it is ok to give them the word otherwise encourage them to sound it out. Login details for Studyladder have been sent on Dojo Messenger.	English Task 1- Log on to Studyladder. Go to Lessons- Individual Program- Reading Foundations: Consonant Diagraphs. Complete 3 tasks. Task 2- Watch the video of Miss Borg reading the big book 'Trees' and complete the writing task to match. https://youtu.be/izLhaOxUOWw Using a piece of paper, write 3 reasons why trees are important. Start off with the sentence starter 'Trees are important because'. Draw a picture to match. Task 3- Odd and Bob Interactive Game Sound out each word and work out if it is a real or fake word. https://www.phonicsbloom.com/uk/game/odd-and-bob?phase=4	English Task 1- Elephants Writing Dojo Task Watch the video below on Elephants. Complete the assigned Dojo worksheet on Elephants and write two sentences about Elephants. https://www.youtube.com/watch?v=LpzwxDqVDtc Task 2- Phonics and Tricky Words Using your flashcards practise your sounds and tricky words. Introduce the words 'any' and 'many'. Discuss what these words mean and use them in a sentence. Write down these words on a piece of paper in rainbow colours. Task 3- Mr Thorne does phonics, 'sh'. https://www.youtube.com/watch?v=RCRqtFBQ_2k Watch the video of Mr Thorne and Geraldine the giraffe talk about the 'sh' sound.	English Task 1- Watch the video of Miss Borg reading the big book 'Animals and their babies' and complete the writing task to match. https://youtu.be/5_SN_AEdXl8 Using a piece of paper, write about a time that you have encountered a baby animal. This might be a puppy, kitten or a chick. Write about what it was like, what they looked like, and how you might look after them. Task 2- Phonics Play the Fishy Phonics game below to practise your reading skills. https://www.phonicsbloom.com/uk/game/fishy-phonics?phase=2# Task 3- Family time Call or Facetime a grandparent or relative. Tell them 1 thing you have enjoyed from learning at	English Task 1- Speaking and Listening Dojo Task Pick a special object or toy to speak about. Present your news and get a parent or carer to video it. Remember to include important points such as, where you got it, how you use it, how old is it etc. Upload video onto Dojo. You will find this assigned task on Dojo, under the To Do heading. Task 2- Rhyming Words Listen to the story 'What the Ladybird Heard' by Julia Donaldson. Pause the video when you hear a set of rhyming words and say them out loud to a family member. https://www.youtube.com/watch?v=MSWuO8cAyDg Play the Partners in Rhyme interactive game on an iPad or computer. https://www.turtlediary.com/games/words-that-rhyme.html Task 3- Roll and Read Dojo Task	English Task 1- CVC Words Watch the CVC Words Blending Song. Encourage your child to sound out the words along with the song. https://www.youtube.com/watch?v=OJWJx0ILwV8 Task 2- CVC Words Dojo Task Find assigned CVC Word Worksheet on Class Dojo. Circle the correct word to match the picture and then write the word underneath on the line. Task 3- Supertato Story Watch the Supertato story and discuss what it was about with an adult. https://www.youtube.com/watch?v=QlaMeNmTG6c Using a piece of paper, design a trap to capture the Evil Pea. Use lots of colours and use labels to explain what your trap looks like.

	<i>To conclude your morning session, choose a book from Studyladder, under Lessons-My Individual Program-Reading Narrative. Answer the comprehension questions.</i>	Get a piece of paper and write down as many 'sh' words as you can. Think about words that have the 'sh' sound at the end as well, eg, wash, wish, fish. Get a highlighter and highlight or draw a circle around the sh sound in the word. <i>To conclude your morning session, choose a book from Studyladder, under Lessons-My Individual Program-Reading Narrative. Answer the comprehension questions.</i>	home so far. You might even like to show them how you practise your sounds or Tricky Words with your flashcards. <i>To conclude your morning session, choose a book from Studyladder, under Lessons-My Individual Program-Reading Narrative. Answer the comprehension questions.</i>	Find assigned Roll and Read Dojo task on Class Dojo. Roll a dice, then read and check off a word from the correct list. <i>To conclude your morning session, choose a book from Studyladder, under Lessons-My Individual Program-Reading Narrative. Answer the comprehension questions.</i>	Write a sentence about your trap and how it works. Begin your sentence with the starter, 'My trap...'. <i>To conclude your morning session, choose a book from Studyladder, under Lessons-My Individual Program-Reading Narrative. Answer the comprehension questions.</i>
Break	Break	Break	Break	Break	Break
Middle Please check your child's profile on Class Dojo for their Mathletics passwords.	Mathematics Task 1: Fractions Using a small piece of paper, make a plate of your favourite foods. You might cut a circle and make a cupcake. Or a plate of spaghetti or a vegemite sandwich. Now you are going to fold them in half then cut them in half. You need to make sure they are equal and fair. Task 2: Number Using your flashcards with numbers 1-20, make the numbers 21 to 30. Mix up all the cards then flip them over one at a time and say the number. Then put them in order from 30 to 1. (Going backwards might trick you!)	Mathematics Task 1: Mass https://www.youtube.com/watch?v=Xxs-FAHTEH0 Watch this video. Now try hefting yourself. Collect some objects from around the house, you might try a feather, tennis ball, an apple or a book. Work out which is heavier and which is lighter. Talk about it with your parents. then record items which are heavier and lighter. Task 2: Ordinal Numbers Gather a collection of your toys. Line them up from your most favorite to least favourite. Using your ordinal number flashcards, label them from your first favourite to your 10th favourite. Take a photo or record in drawings of your line of toys.	Mathematics Task 1: Fractions Fractions Maths Dojo Task. Equal and not equal. If a shape is divided equally, colour one-half of the shape. If it is not equal, draw a X on it. A Dojo maths task has been set to be completed on Class Dojo. Change your profile to your child's account. You will see a heading that says 'To do'. You will find the assigned Dojo maths task there Task 2: Number - Before and After Using your flash card, pick 5 numbers. Write the numbers down in a list in the middle of a piece of paper. Then write the 2 numbers that come before and after it. eg 5 , 3,4, 5 , 6, 7. If you can do this easily, ask your parents to	Mathematics Task 1: Mass - Study Ladder Log onto StudyLadder, go to Heavier or Lighter. Watch the tutorial video then complete the 2 tasks assigned to you. Task 2: Number With your number flashcards 1-15, do some addition sums. Turn over 2 cards and add them together. You might use some lego pieces or counters or little rocks to help you do the addition sum. Then record your number sentence. eg. I turned over 5 and 6. I then use the lego to make 5 and 6. I count them to find the total then record my number sentence 5+6=11	Mathematics Task 1: Ordinal Numbers Ordinal Numbers Maths Dojo Task. Colour in the picture that indicates its ordinal number. Then label the children to match the instructions. A Dojo maths task has been set to be completed on Class Dojo. Change your profile to your child's account. You will see a heading that says 'To do'. You will find the assigned Dojo maths task there Task 2: Fractions Fractions can be cutting an object in half and it can also be half a collection of items. Watch this video then do it yourself. https://youtu.be/0xSmGwQpA_k


	Task 3: Game Log into Mathletics. Choose an activity to complete from the “Whole Numbers” section.	Task 3: Game Visit the ABCYA website. Select the “Kindergarten” grade. Choose a fun maths game to play.	write some teen numbers or other two digit numbers for you to do. Task 3: Game Log into Mathletics. Choose an activity to complete from the “Whole Numbers” section.	Task 3: Game - Ordinal Numbers Click on the link and put the race cars in order. https://toytheater.com/order/	You will need some counters/lego and your 1-30 flash cards. Start with some numbers between 1-10. Turn over the flashcard, get that number of counters. Then share them in half, make 2 groups. you need to make sure it is fair and equal. Task 3: Game Log into Mathletics. Choose an activity to complete from the “Whole Numbers” section.
Break	Break	Break	Break	Break	Break
Afternoon	Task 1: Geography - People Live in Places - Where I go to school Using satellite view on Google Maps, find Hammondville Public School. Show your parent or carer the places that are special to you at school. You might like to find the playground, canteen and of course your classroom! Choose the directions to your home address and find out how long it would take to: <ul style="list-style-type: none"> - Walk to school - Ride a bike to school - Drive to school Tell a parent or carer how long each activity would take. Complete the assigned Dojo worksheet for Geography. Find the best ways for Peter to get to his school from his home. The first path is by finding the safest way walking and the second path is when Peter’s grandma drives him to	Task 1: Science - Living Things Talk to your parent/carer about what things you think living things need every day. Draw and label what you think living things need to stay alive. Watch the video about the basic needs of a wombat in an orphanage Visit a wombat orphanage! - F,1,2,3,4 (Science) (abc.net.au) Were your ideas correct? Is there anything you can add to your picture? Task 2: Art Choose an activity to do from the <u>Art Board sheet on blue paper.</u>	Task 1: Geography - People Live in Places - Special Places Watch ‘The Very Hungry Bear’ by Nick Bland https://www.youtube.com/watch?v=SmiKCD5B48Y Think of all the places the white bear tried to live. Not all places suit everyone and the white bear had to look for a place that was special for him. A template for this Geography task has been set to Class Dojo. Using the table, draw in each box the place that the white bear tried to live in and write one or two words to say why it wasn’t the right place for the bear to live. For the last box, when white bear finds his special place, write one or two words to say why it was the right place for him. You can also choose to complete this activity on a piece of paper with 5 boxes drawn on it.	Task 1: Library Whoever you are by Mem Fox Watch the story and think about you and your friends. What do you have that’s the same and different? https://youtu.be/MugWfjAyoiw Fill in the bubbles about you and draw a picture of you and your friends. Task 2: Science - Living Things Do you think all living things have the same needs? Discuss with your parent/carer. Divide a piece of paper into three columns. Draw yourself in one column, an animal in the next column, and a plant/tree in the third column. Write down the basic needs of each living thing you have drawn. Discuss the similarities/differences with	Task 1: Lego Challenge or Art You can choose if you want to do a task off the Lego Challenge or Art choice board. Task 2: What a fun week of learning! Spend some quality time with your family. You might want to do a Cosmic Yoga or Go Noodle together (on YouTube) or play some games. Enjoy your afternoon!

	<p>school.</p> <p>Task 2: Dance</p> <p>Song 1: Ice Age Continental Drift https://www.youtube.com/watch?v=HySJ-UYL_Sk</p> <p>Song 2: Macarena https://www.youtube.com/watch?v=hqND5BThJG8</p> <p>For each of the songs watch the video through once or twice and have a go at copying the actions to the dances.</p>		<p>Task 2: PDHPE</p> <p>Fundamental Movement Skill: Overarm throw</p> <p>Visit the Hammondville YouTube page to see what lessons and challenges Mr. Withers has set for you to participate in this week.</p> <p>https://www.youtube.com/channel/UCFI8inXSYttl8PVkEcSuD7g</p>	your parent or carer.	
Physical Activity completed at any time	Choose 1 activity to complete from the PDHPE Board (pink paper) in your pack.	Choose 1 activity to complete from the PDHPE Board (pink paper) in your pack.	Choose 1 activity to complete from the PDHPE Board (pink paper) in your pack.	Choose 1 activity to complete from the PDHPE Board (pink paper) in your pack.	Choose 1 activity to complete from the PDHPE Board (pink paper) in your pack.

Geography Monday Week 3 – Where I go to school


How can Peter get to school?

- Show the way that Peter could walk safely to school, using paths, in red
- Show the way Peter could go to school in the car, using roads, in blue



name:

Write a sentence about elephants then
draw a picture.



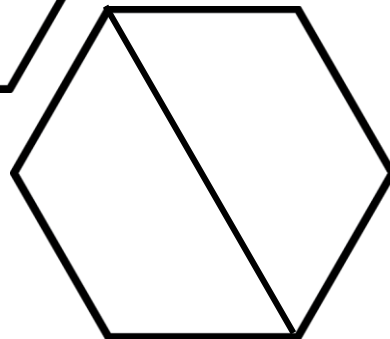
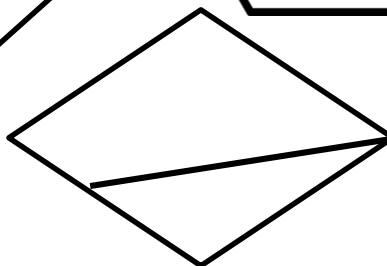
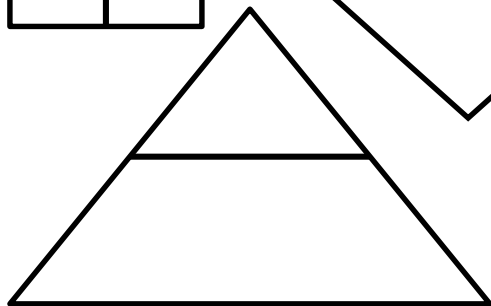

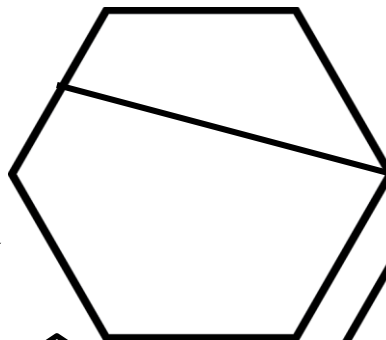
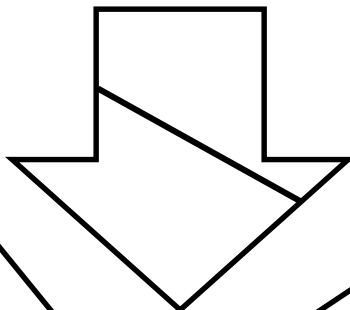

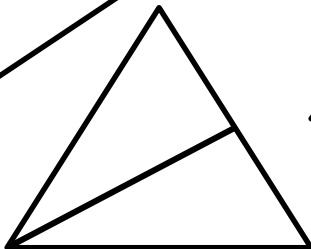
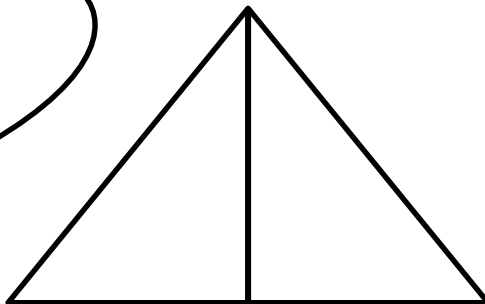

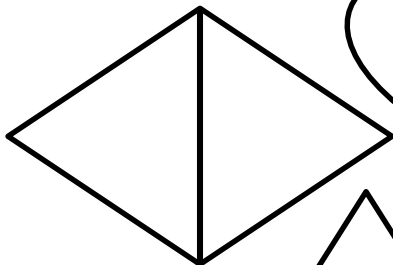

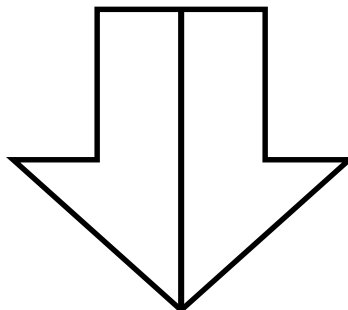

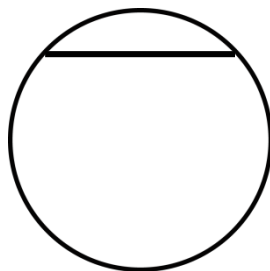
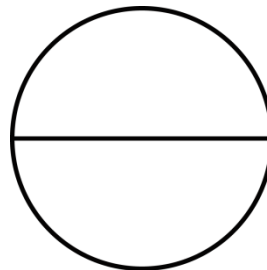


Elephants

Name _____

K _ ' ' K YXbYgXUmHUG_ %

Equal and not Equal

If a shape is divided equally, color one-half of the shape. If it is not equal, draw an **x** on it.



Geography task 1 – Wednesday Week 3

The Very Hungry Bear by Nick Bland

Where did the white bear try to live?

**Why wasn't it
the right place?**

Where did the white bear stay?

**Why was this
place special
for him?**

Name _____

Wk 3 Thursday Task 3

Roll and Read I

Sight Words

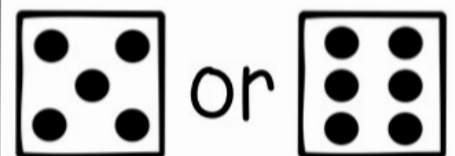
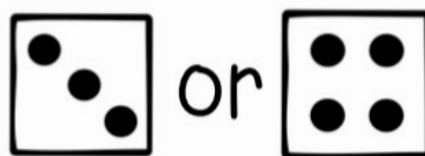
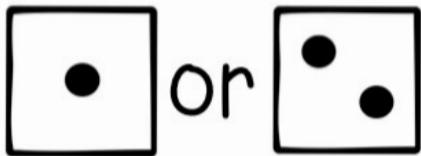


Directions: Roll the dice, read and check off a word in the column.

☐ for
☐ was
☐ he
☐ it
☐ that
☐ you
☐ is
☐ in
☐ to
☐ a
☐ and
☐ of
☐ the


☐ or
☐ from
☐ have
☐ this
☐ be
☐ at
☐ I
☐ they
☐ his
☐ with
☐ as
☐ are
☐ on

☐ can
☐ your
☐ when
☐ we
☐ were
☐ all
☐ what
☐ not
☐ but
☐ words
☐ by
☐ had
☐ one



Whoever You Are

By Mem Fox



Draw your face & hair.



My name is

_____.

I am _____ years old.

I love

_____.

I live in

city

state

I smile when

_____.

My hair color is

_____.

The name of my school
is

_____.

I hurt when

_____.

Name _____

Wk 3 Friday Task 2

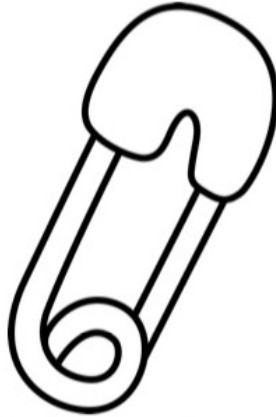
I Can Read Words



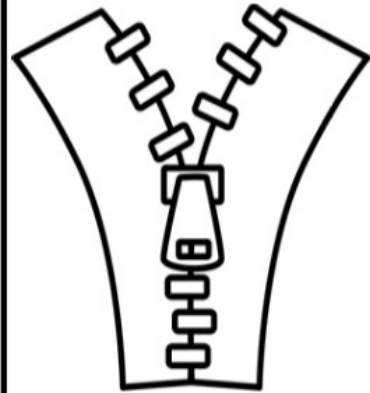
Directions: Say the name for each picture. Circle the word that matches the picture. Write the word on the line. Color the pictures.



big
bag



pin
pan



zap
zip



kid
kit




can
cat



mug
mop



hog
hop



dip
dig

































tip
top

Name: _____

If you are completing this on dojo, do not cut and paste. Draw a line from the picture to the matching label.










ORDINAL NUMBERS Wk 3 Friday Task 1

Color the picture that indicates the ordinal number.

3rd								
5th								
2nd								
4th								

LUNCH TIME LINE UP

Cut out the ordinal numbers and paste them in their correct position.











1st 2nd 3rd 4th 5th


Name: _____

ORDINAL NUMBERS

Color the picture that indicates the ordinal number.

6th	
4th	
3rd	
8th	
5th	
9th	
2nd	
10th	

LUNCH TIME LINE UP



- ☐ Write the ordinal numbers below the children with the box.
- ☐ Circle 5th position.
- ☐ Draw a star under 8th position.
- ☐ Color 2nd and 4th position.