

Kindergarten Home Learning Timetable Week 5, Term 3

Week 5	Monday	Tuesday	Wednesday	Thursday	Friday
Task	Help make your bed today.	Help an adult to prepare your lunch and snacks.	Help an adult do a job around the house.	Tell everyone you live with something special about them.	Help an adult tidy up a section of the house or garden.
<p>Morning</p> <p>Please note: If you have read all your own books, visit ABC Storytime for a different book you can choose.</p> <p>Also when writing, if it is a word they cannot sound out like favourite or elephant it is ok to give them the word otherwise encourage them to sound it out.</p> <p>Login details for Studyladder have been sent on Dojo Messenger.</p>	<p>English Task 1 - Phonics Watch the video of Mrs Johnson and practise the 42 Jolly Phonics sounds and actions along with her. https://drive.google.com/file/d/1M0RhBC4vk3rS-gl8p1aJe2l9X0nStT0R/view?usp=sharing Watch the video of Mrs Johnson 'Jolly Phonics Lesson 3' to revise your sounds and practise reading some words. https://drive.google.com/file/d/1d0ZNdA8fiHfmNSH3jvsWRD_G8PJtwnUuM/view?usp=sharing Task 2 - Reading Play the game 'Sight Word Safari' on an ipad or computer. https://www.roomrecess.com/games/SightWordSafari/play.html Task 3 – Writing Pick a friend in your class. Write them a letter about how you have been, and ask them some questions about their time at home. Don't forget to address it to them, and write</p>	<p>English Task 1 - Informative Texts Watch the video of Miss Borg and Miss Jenkins chatting about informative texts. After the video, go on a hunt through some of your books at home to see if you can find an informative text! https://drive.google.com/file/d/1upvFmSOla181nJwZDmUl440q_jRIW1n1/view?usp=sharing Task 2 - Phonics Play the game 'Monkey in the middle' on an ipad or computer. https://www.roomrecess.com/games/MonkeyInTheMiddle/play.html Task 3 - Horses https://www.youtube.com/watch?v=rA9c5GbRydk Listen to the informative text on 'Horses'. A worksheet has been assigned on Class Dojo. Read each sentence about horses and complete the ending with the correct information. At the bottom of the page, there is space for you to write a fact about horses.</p>	<p>English Task 1- Story time https://www.youtube.com/watch?v=eh-rbIIMCOc&list=PLCvtPejqTeUhuS5C2bgPrE6lrm-JmmBeQ Watch the story 'The Rabbit-Hole Golf Course' by Ella Mulvey. Pause the video at 5:15. What do you think will happen next? Will they find a rabbit? Draw a picture of what you think happens at the end of the story, and write a sentence about it. After you are finished, watch the rest of the story and see if you were close! Task 2 - Studyladder CVC Words A task has been set for you on Studyladder. Find it under My individual program- CVC Words. Task 3 - Roll and Read Sight Words A worksheet has been set for you on Class Dojo. Pick 6 Tricky Words that you think you need the most practise with. Write them down the side, to match each number on the dice. Roll the dice, and</p>	<p>English Task 1 - Horses Watch the Informative Video on horses. https://www.youtube.com/watch?v=ZxrEgghMA_k A worksheet has been set for you on Class Dojo. Label the parts of a horse. Task 2 - Story time Pick a story to read at home. Have a family member read it to you. What was your favourite part of the story? What were the characters in the story? What happened in the beginning, middle and end? Redesign the front cover for this book. How do you want it to look? Create a new cover, using pictures and words and lots of colours! Task 3 - Odd Sound Out Play the game 'Odd Sound Out' https://www.phonicsbloom.com/uk/game/odd-sound-out?phase=2# <i>To conclude your morning session, choose a book from Studyladder, under Lessons-</i></p>	<p>English Task 1- Phonics and Tricky Words Using your flashcards, practise your tricky words and sounds. You might like to write out a few of those words that you need extra practise with. Task 2- Writing This week we have been learning about horses. Write 3 sentences about horses. You might include, what they eat or what they look like. You might even remember some interesting facts from the videos this week. Watch them back if you need help remembering. Draw a picture of a horse. Here is a link to a horse directed drawing, if you would like it. https://www.youtube.com/watch?v=laVebaRmKdA Task 3- Speaking and listening Present your writing to a family member. Read your sentences and share the information you learned about horses. If you are able, you might like to call or facetime a</p>

	<p>who it is from. Take a picture of your letter and send it to your teacher. Your teacher will then forward it on to them. You might even get a reply!</p> <p><i>To conclude your morning session, choose a book from Studyladder, under Lessons-My Individual Program-Reading Narrative. Answer the comprehension questions.</i></p>	<p><i>To conclude your morning session, choose a book from Studyladder, under Lessons-My Individual Program-Reading Narrative. Answer the comprehension questions.</i></p>	<p>write that word in correct box. You might like to use rainbow colours too.</p> <p><i>To conclude your morning session, choose a book from Studyladder, under Lessons-My Individual Program-Reading Narrative. Answer the comprehension questions.</i></p>	<p><i>My Individual Program-Reading Narrative. Answer the comprehension questions.</i></p>	<p>grandparent, to show them your work.</p> <p><i>To conclude your morning session, choose a book from Studyladder, under Lessons-My Individual Program-Reading Narrative. Answer the comprehension questions.</i></p>
Break	Break	Break	Break	Break	Break
<p>Middle</p> <p>Please check your child's profile on Class Dojo for their Mathletics passwords.</p>	<p>Mathematics Task 1: Subtraction - Race to 0 https://drive.google.com/file/d/1faCyp9hl_jZsby6flnToGWxmGDQESN6v/view?usp=sharing g</p> <p>Watch Miss Jenkins' video. Then have a go yourself. You might race with a partner and take turns. You might race against yourself, how many rolls did it take to get to 0? Did you get it in less or more rolls each time?</p> <p>Task 2: Fractions - Collections Use a dice or your flashcards. Pick a number, get that number of counters and share in half. Do this 10 times. If you get stuck watch Miss Jenkins video from Friday Wk 3.</p> <p>Task 3: Game Log into Mathletics. Choose an activity to complete from the "Whole Numbers" section.</p>	<p>Mathematics Task 1: Money https://drive.google.com/file/d/1VuH2sARAI6w78-Axhc6dvWj1Sj_HkoZ2/view?usp=sharing sp=sharing</p> <p>Watch Miss Jenkins' video. Have a look to see if you can work out which coin is the smallest in size and the largest in size. Record on a piece of paper and send to your teacher on Dojo.</p> <p>Task 2: Mass - Can I pull it? Collect three large objects on the floor. Before you heft or move them, estimate which is heaviest or lightest - have a look and think about which is the heaviest or lightest. Check the masses by tying a cord around each object and trying to pull it across the floor. Record your findings on some paper and share with your teacher on Dojo.</p> <p>Task 3: Game Visit the ABCYA website. Select the "Kindergarten" grade. Choose a fun maths</p>	<p>Mathematics Task 1: Subtraction - Race to 0 This is the game we played on Monday, you can watch the video again if you would like. You might play with a partner or by yourself.</p> <p>Task 2: Sequencing Sequencing Maths Dojo Task/Worksheet. Fill in the missing numbers on the snake. This is on your portfolio under 'To do'.</p> <p>Task 3: Game Log into Mathletics. Choose an activity to complete from the "Whole Numbers" section.</p>	<p>Mathematics Task 1: Money Money Maths Dojo Task/Worksheet. Sort the pictures of coins and notes into dollars and cents. This is on your portfolio under 'To do'.</p> <p>Task 2: Number Get up the 100's chart: https://www.abcya.com/games/interactive_100_number_chart Choose a colour and count to 80 on the hundreds chart, touching each number as you say it! Then count backwards from 80 to 0.</p> <p>https://www.youtube.com/watch?v=1dkPouLWCyc Stand up and follow Jack Hartman and count to 100 while you do the exercise.</p> <p>Task 3: Game - Happy Camel See if you can make the camel happy by finding out which bowl is the heaviest. Think about when you heft objects the heavier one goes down.</p>	<p>Mathematics Task 1: Subtraction Race to 0 This is the game we played on Monday, you can watch the video again if you would like. You might play with a partner or by yourself.</p> <p>Task 2: Money Money Maths Dojo Task/Worksheet. Be a coin detective, colour in each coin the matching colour. This is on your portfolio under 'To do'.</p> <p>Task 3: Game Log into Mathletics. Choose an activity to complete from the "Whole Numbers" section.</p>

		game to play.		https://pbskids.org/peg/games/happy-camel	
Break	Break	Break	Break	Break	Break
Afternoon	<p>Task 1: Geography - People Live in Places - Special places Australia Watch Possum Magic by Mem Fox https://www.youtube.com/watch?v=gsmRJ3v457o</p> <p>Australia has a lot of places that are special. Choose 1 special place in Australia that you have visited or would like to visit one day. Find a picture for this special place and write the place name next to it. Video yourself explaining why it was a special place or why you are interested to go there. A video task has been set in Class Dojo for this activity.</p> <p>Task 2: PD/H/PE Health - Bicycle Safety</p> <p>It is important that we know how to safely ride our bikes especially if we are riding near the road. Tell a parent or carer what you need to do to be safe when riding a bike (e.g. helmet, an adult nearby, walking across the road).</p> <p>Task 1: Learning how to use the road safely is very important. Complete the worksheet about 'Road Safety' by writing the different road safety rules that are being followed in each of the pictures.</p> <p>Task 2: A part of bike safety is knowing the different parts of a bike. Label the bike parts by writing in the boxes or</p>	<p>Task 1: Science - Living Things Life Cycle of a Bean Plant</p> <p>Watch the following clip to learn about the life cycle of a bean plant https://www.youtube.com/watch?v=tkFPyue5X3Q&t=55s</p> <p>Complete the sequencing activity 'Life Cycle of a Bean Plant' to show how a seed becomes a plant. You can cut and paste the pictures into the correct order, or if you are completing this activity on Dojo, draw a line to show where the pictures should go.</p> <p>Task 2: Library Sing me the Summer by Jane Godwin and Alison Lester. Watch and listen to the Book Week Notable story below https://youtu.be/CumipwcQgK8</p> <p>Once you have heard the story, decide which season you like the most. Draw a picture of your perfect day. You can use the worksheet below or a piece of paper.</p> <p>Find 6 things from the book that you can draw to match your favourite season - make them a mixture of things from the day and night.</p> <p>Library Optional Task: Cut and paste or draw the pictures in the right season box. Worksheet can be found</p>	<p>Task 1: Geography - People Live in Places - Home Homes come in all different shapes and sizes. Cut and paste the pictures of some different homes found in Australia and around the world (worksheet below). Sort them into groups that show if they are 'the same' or 'different' to the home you live in. Choose one that is different to your home - how is this home different? Do you like this home? Why or why not? Tell someone else in your home about it! *If you are unable to print this task, just complete the explanation activity about the house that you choose.</p> <p>You can also look on Google to find many 'weird and wonderful' houses that may look very different to the home that you live in! This is one of Mrs Edmonds' favourites! https://www.google.com/search?q=shell+house+isla+mujeres&rlz=1C5CHFA_enAU796AU796&sxsrf=ALeKk02dj6BGRJEhDMKlhg7XeUF-clk8w:1627427790216&source=lnms&tbm=isch&sa=X&ved=2ahUKEwif_9T6sITyAhXCX3wKHQqBBL8Q_AUoAnoECAEQBA&biw=1440&bih=821</p> <p>Task 2: Lego Challenge or Art You can choose if you want to do a task off the Lego Challenge or Art choice board.</p>	<p>Task 2: Science - Living Things Learn Some of the Noongar Language</p> <p>Aboriginal and Torres Strait Islander Peoples have shown respect and care for living things in Australian environments over many millennia in their role as custodians of the land.</p> <p>Watch 'Learn some of the Noongar language' video and see if you can recognise any of the plants mentioned https://education.abc.net.au/home#!/media/2307474/learn-some-of-the-noongar-language</p> <p>Task 2: PDHPE Fundamental Movement Skill: Vertical Jump</p> <p>In Term 3, Hammondville's PDHPE focus is on developing our Fundamental Movement Skills. Visit the Hammondville YouTube page https://www.youtube.com/channel/UCFI8inXSYttl8PVkEcSuD7g to see what lessons and challenges Mr. Withers has set for you to participate in this week.</p>	<p>Task 1: Dance Song 1: Tooty Ta https://www.youtube.com/watch?v=ea4TVg0_8Dk&list=OLAK5uy_nisvt0ut6AizNLc7aIPyBSRf9HqXyfy0</p> <p>Follow Jack Hartman and have some fun with the Tooty Ta dance.</p> <p>Song 2: Freeze Dance https://www.youtube.com/watch?v=2UcZWVvgMZE Dance when the music plays and freeze when they tell you to! Follow the actions with this fun song!</p> <p>Task 2: What a fun week of learning! Spend some quality time with your family. You might want to do a Cosmic Yoga or Go Noodle together (on YouTube) or play some games. Enjoy your afternoon</p>

	drawing a line from the words to the correct box.	below.			
Physical Activity completed at any time	Choose 1 activity to complete from the PDHPE Board (pink paper) in your pack.	Choose 1 activity to complete from the PDHPE Board (pink paper) in your pack.	Choose 1 activity to complete from the PDHPE Board (pink paper) in your pack.	Choose 1 activity to complete from the PDHPE Board (pink paper) in your pack.	Choose 1 activity to complete from the PDHPE Board (pink paper) in your pack.




Road Safety

Learning how to use the road properly is very important.

Many accidents happen when children are in a hurry and not paying attention.

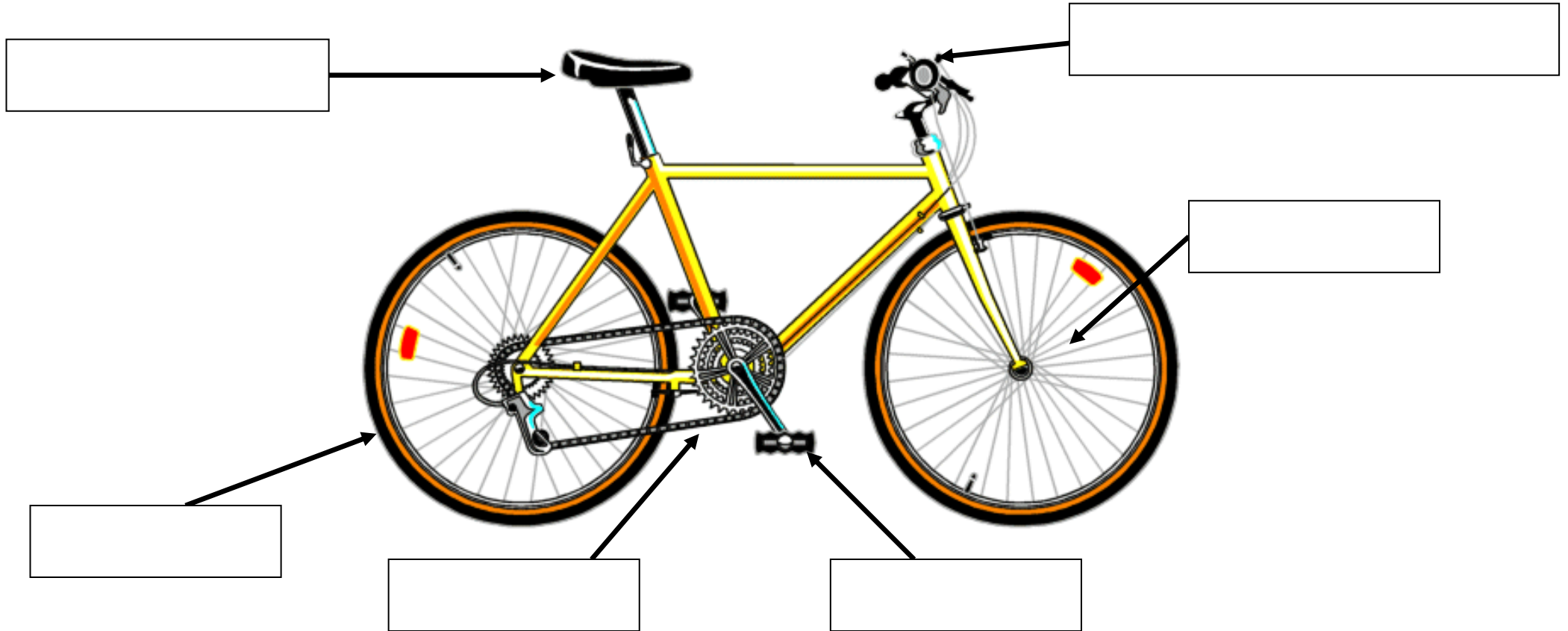
It is important to behave sensibly all the time and to make sure that you know and understand the rules.

1. How do you get to school most days? _____
2. Write a safety rule to describe each of the pictures below.




Label the bike

saddle	pedal	chain	wheel	tyre	handlebars
--------	-------	-------	-------	------	------------



Have you got a bike?

Horses



Horses can live on _____.

Baby horses are called _____.

Horses have _____.

Horses eat _____.


Farmers use horses to _____.

Write a fact you have learned about horses.



Activity four: Draw your perfect day

Imagine you had a day where you can do absolutely anything you like outdoors! What would you choose to do? Who would you choose to spend your day with? Draw it below! If you need inspiration, have a look at the way Alison Lester has drawn people, animals, trees and scenery in *Sing Me the Summer*.



Life Cycle of a Bean Plant

Wk 5 Tuesday Task 1

Instructions:

Cut out the images at the bottom & paste into the boxes at the top in the correct order.

Name: _____

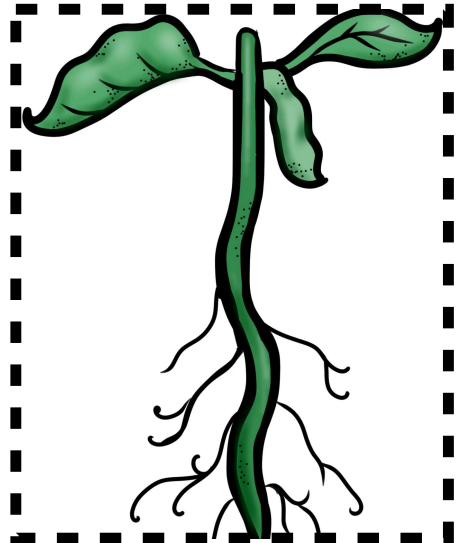
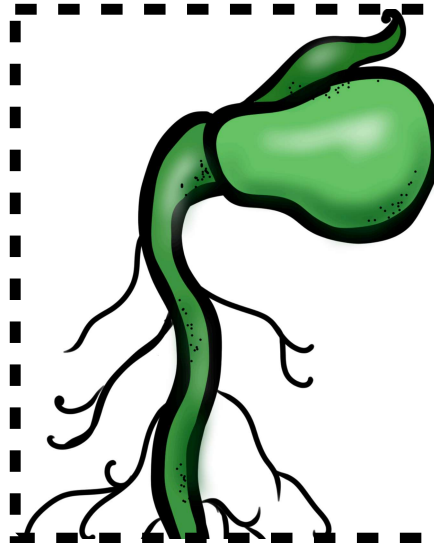
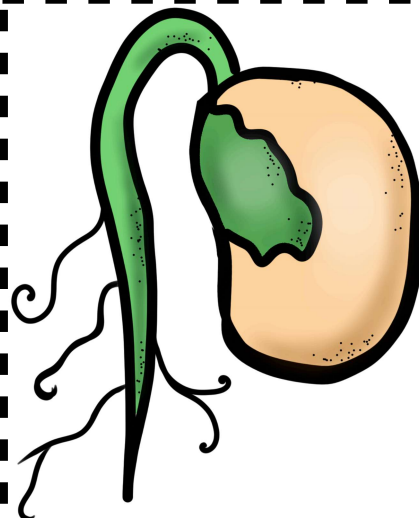
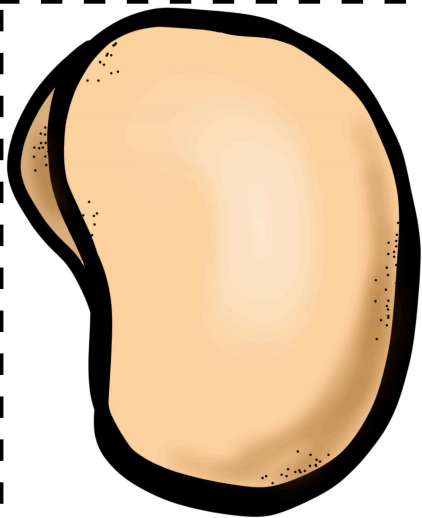
1

2

3

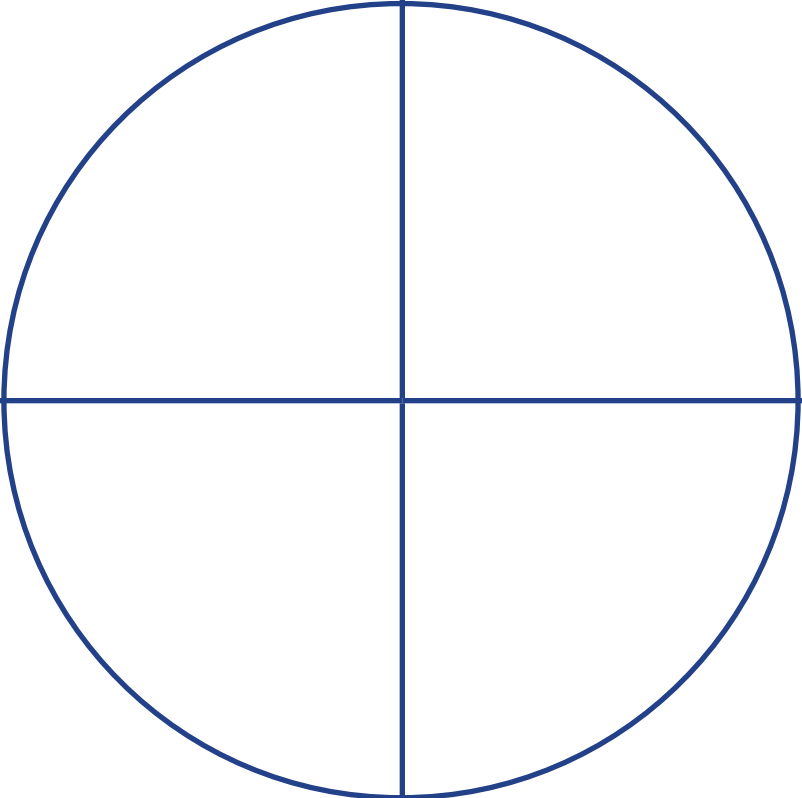
4

© by: sherilbrasher.info



Seasons

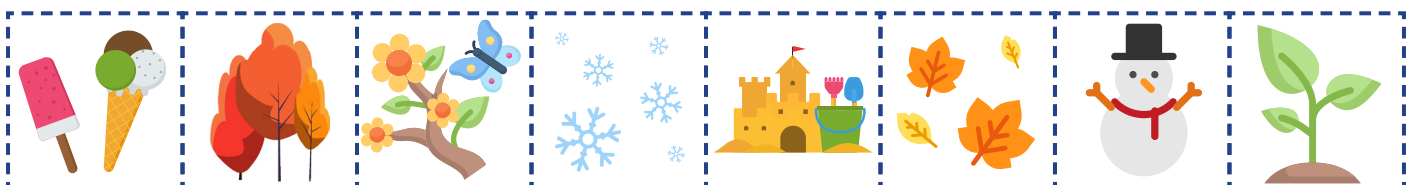
Cut out the images at the bottom of the page and match them to the correct season.

Summer	Autumn
	
Winter	Spring

Mathematics - ACMMG021 - Describe duration using seasons.



© LearnFromPlay | LearnFromPlay.com



Geography Wednesday Week 5 Task 1: People live in places

(adapted from NSW Department of Education)

Complete the table below that shows houses that are '**similar**' to your house and those around you and houses that are very '**different**' to your house and those around your area.

Use the homes on the next page to cut and paste.

Similar	Different



https://farm1.staticflickr.com/31/40289332_51b9bedad8



https://upload.wikimedia.org/wikipedia/commons/thumb/1/15/Edwardian_Semi-Detached_Homes.jpg/200px-Edwardian_Semi-Detached_Homes.jpg



[https://upload.wikimedia.org/wikipedia/en/thumb/1/10/Gold_Coast_suburban_home.jpg/1024px-0/Gold_Coast_suburban_home.jpg](https://upload.wikimedia.org/wikipedia/en/thumb/1/10/Gold_Coast_suburban_home.jpg/1024px-0/Gold_Coast_suburban_home.jpg/1024px-0/Gold_Coast_suburban_home.jpg)



<https://tahliasmasks.files.wordpress.com/2012/06/tree-house.jpg>



https://upload.wikimedia.org/wikipedia/commons/thumb/e/e0/Townhouses_in_Victoria_Australia.jpg/220px-Townhouses_in_Victoria_Australia.jpg



http://3.bp.blogspot.com/_NpINLHeo8rM/SEijZR8_XNI/AAAAAAAAAW5I/AQ_lusUUUxE/s400/15.jpg



https://upload.wikimedia.org/wikipedia/commons/e/e5/Futuro_WeeGee_Espoo.jpg









http://images.wired.it/wp-content/uploads/2014/09/1411570866_0005_Haines-Shoe-House-Hellam-USA.jpg



https://live.staticflickr.com/5290/5273427730_20f8ae1d87_b.jpg

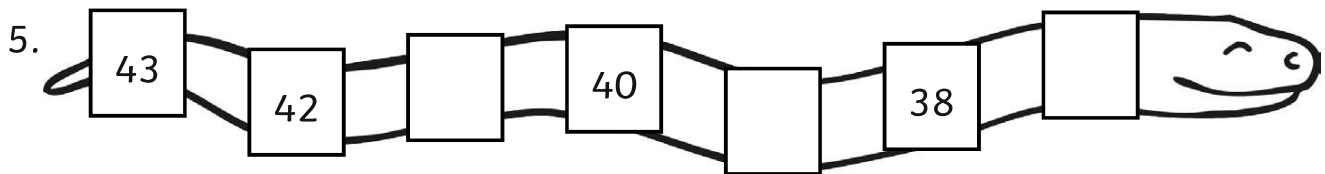
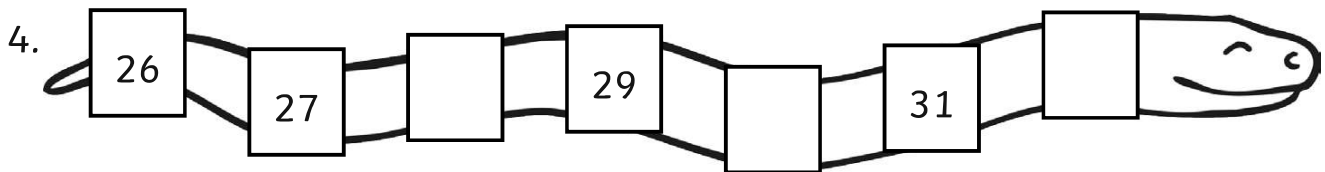
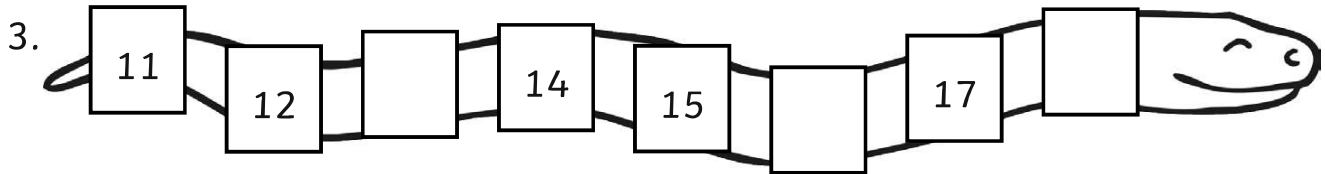
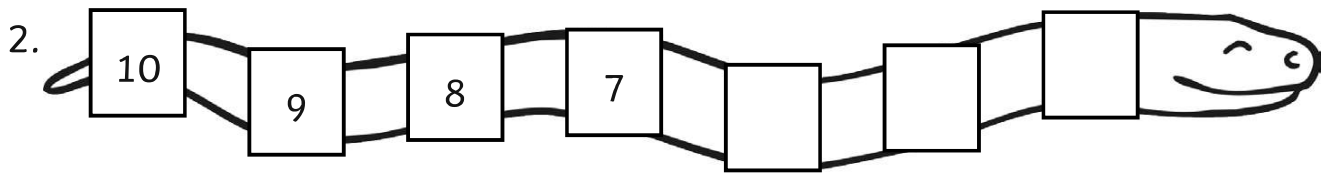
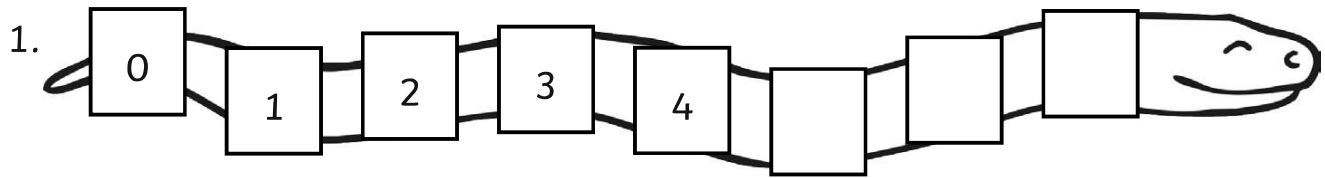
Wk 5
Wed
Task 3

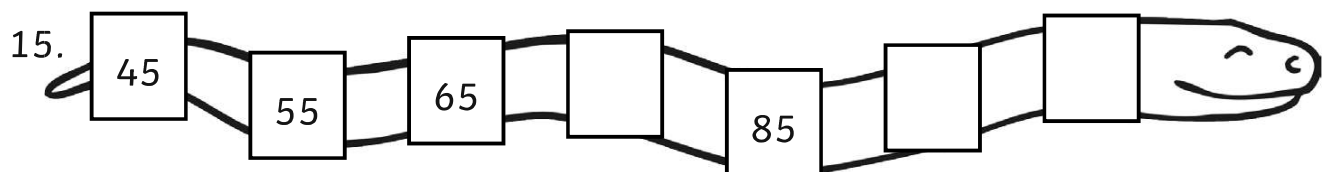
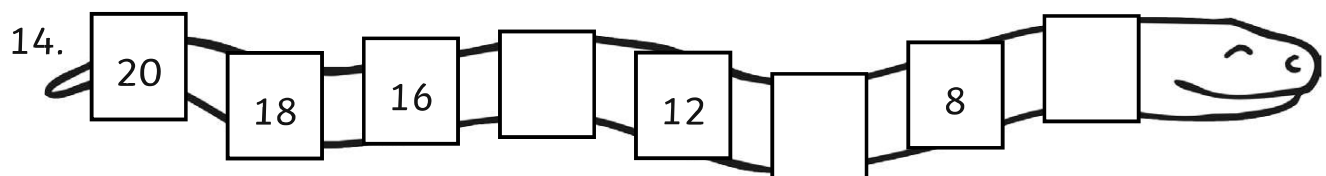
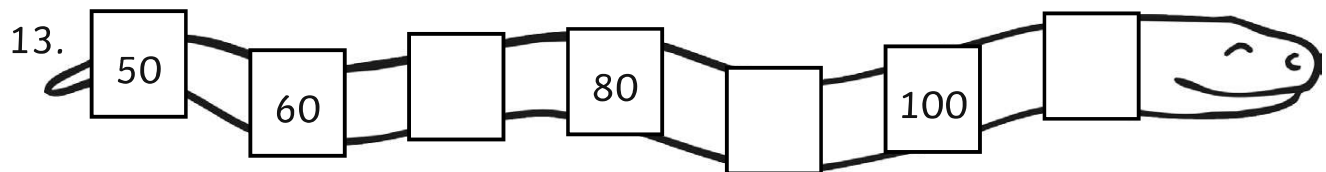
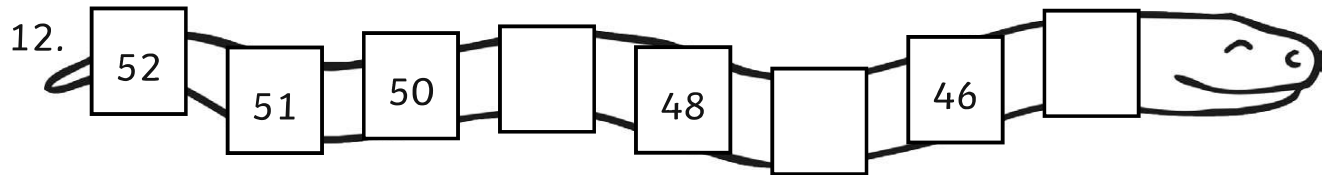
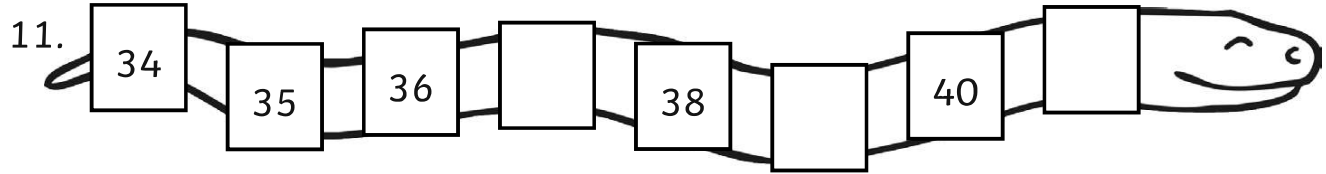
					
					
					
					
					
					

Sequence Snakes

Wk 5 Wednesday Task 2

Can you work out the missing numbers from these sequence snakes?






Horses

K_') 'H'i fgXUmHUg_ '%

Label the parts of the horse. Use the word bank and write adjectives to describe each part.



Word Bank:

hooves
tail
mane
ears
legs

If you are completing this on dojo, do not cut and paste. Draw a line from the picture to the matching label.

Dollars and Cents

Wk 5 Thursday Task 1

Cut out the notes and coins below. Then sort them into Dollars or Cents. Stick them down in the box they belong to.

Cents	Dollars



Coin Detective

Help the coin detective by colouring the coins below.



= yellow



= red



= blue



= green



= purple



= orange

