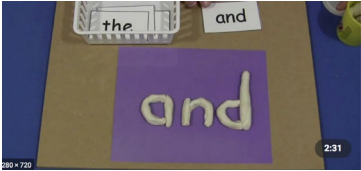


# Kindergarten Home Learning Timetable Week 4, Term 3

Week 3	Monday	Tuesday	Wednesday	Thursday	Friday
<b>Task</b>	Help make your bed today.	Help an adult to prepare your lunch and snacks.	Help an adult do a job around the house.	Tell everyone you live with something special about them.	Help an adult tidy up a section of the house or garden.
<p><b>Morning</b></p> <p>Please note: If you have read all your own books, visit ABC Storytime for a different book you can choose.</p> <p>Also when writing, if it is a word they cannot sound out like favourite or elephant it is ok to give them the word otherwise encourage them to sound it out.</p> <p>Login details for Studyladder have been sent on Dojo Messenger.</p>	<p><b>English</b>  <b>Task 1 - Tricky Words</b>  Practice your tricky words. Use the magnet tool on <a href="https://toytheater.com/magnet/s/">https://toytheater.com/magnet/s/</a> to build some of your tricky words with magnets. Play with a parent or sibling by creating a word and getting them to read it.</p> <p><b>Task 2</b>  <b>Writing- Sharks</b>  <a href="https://www.youtube.com/watch?v=agggBkpbCoY">https://www.youtube.com/watch?v=agggBkpbCoY</a>  Watch the video on Sharks. Discuss with a parent. Are they a living thing? How do we know this? Write two sentences about sharks that include facts from the video. Begin your sentence with 'Sharks have...' or 'Sharks are...'.  <b>Task 3</b>  <b>'Match cards' Phonics Game</b>  <a href="https://www.phonicsbloom.com/uk/game/match-cards?phase=2">https://www.phonicsbloom.com/uk/game/match-cards?phase=2</a>  <i>To conclude your morning session, choose a book from Studyladder, under Lessons-</i></p>	<p><b>English</b>  <b>Task 1- CVC Cards</b>  A worksheet has been assigned to you on Class Dojo. Unscramble the words to match the picture. Write the words on the line.</p> <p><b>Task 2- Studyladder Task</b>  A Studyladder task has been assigned to you. Log on to Studyladder. Go to Lessons- Individual Program- Simple Sentences. Complete 3 tasks.</p> <p><b>Task 3- Tricky Words</b>  Introduce your child to the Tricky Word, 'before' and 'more'. Write these words on a piece of paper in rainbow colours. Practise your Tricky words by reading them to a stuffed toy or a family member.</p> <p><i>To conclude your morning session, choose a book from Studyladder, under Lessons- My Individual Program- Reading Narrative. Answer the comprehension questions.</i></p>	<p><b>English</b>  <b>Task 1- Short Vowel Sound Box Dojo Worksheet</b>  A worksheet has been assigned to you on Class Dojo. Say the words of each picture slowly, and write them using the sounds you can hear.</p> <p><b>Task 2- Butterfly Big Book Modelled Read</b>  <a href="https://drive.google.com/file/d/1wlu0C7EFdWJ1cjPebx1jq4oWmD8RsOFO/view?usp=sharing">https://drive.google.com/file/d/1wlu0C7EFdWJ1cjPebx1jq4oWmD8RsOFO/view?usp=sharing</a>  Listen to Miss Borg read the big book and complete the writing task at the end of the video.</p> <p><b>Task 3- Picnic Lunch</b>  Have a picnic outside for lunch today. Before your lunch, write down a list of everything you will need for your picnic on a piece of paper eg, rug, lunch boxes, water etc. Encourage your child to sound the words independently, giving them hints if they need it. Enjoy your picnic lunch!</p>	<p><b>English</b>  <b>Task 1- Phonics</b>  Play the game 'Make a word' using the link below.  <a href="https://learn.readwithphonics.com/school/phonics-games/make-a-word?phase=2">https://learn.readwithphonics.com/school/phonics-games/make-a-word?phase=2</a></p> <p><b>Task 2- Writing Zoo Animals</b>  Plan a pretend trip to the zoo. What things would you need to take? What animals do you think you will see? Write down 3 things you want to see at the zoo and draw a picture of each.  Watch the Taronga Zoo Video on Koalas.  <a href="https://taronga.org.au/education/digital-programs-online-resources/wild-skills">https://taronga.org.au/education/digital-programs-online-resources/wild-skills</a>  After the video, draw a picture of a koala using the directed drawing link below.  <a href="https://www.youtube.com/watch?v=hAstcVv9IfI">https://www.youtube.com/watch?v=hAstcVv9IfI</a>  When your drawing is finished, write a sentence beneath the picture, or on the back of your page with one fact you learned from the Taronga Zoo video. For example, Koalas eat gum leaves.</p>	<p><b>English</b>  <b>Task 1- Tricky Words</b>  Pick 5 words from your Tricky Word Flashcards. Build those words using blocks, lego pieces, pasta shells, playdoh etc. Get creative, and see what you can find. Picture below for inspiration.</p>  <p><b>Task 2- Dragons Love Tacos</b>  <a href="https://www.youtube.com/watch?v=GMTCZZp3RbQ">https://www.youtube.com/watch?v=GMTCZZp3RbQ</a>  Listen to the story 'Dragons Love Tacos' by Adam Rubin. Draw and label 3 things that Dragons love on a blank piece of paper.</p> <p><b>Task 3- Miss Borg's Bush Walk</b>  <a href="https://drive.google.com/file/d/1Dihjewi02bvvvIRfmeGL08uad1mA0xK/view?usp=sharing">https://drive.google.com/file/d/1Dihjewi02bvvvIRfmeGL08uad1mA0xK/view?usp=sharing</a>  Follow Miss Borg on her Bush Walk Adventure. How many living things can she find? Go</p>

	<i>My Individual Program-Reading Narrative. Answer the comprehension questions.</i>		<i>To conclude your morning session, choose a book from Studyladder, under Lessons-My Individual Program-Reading Narrative. Answer the comprehension questions.</i>	<p><b>Task 3- Story</b> Pick a book at home, and read it with a family member. Who were the characters in the story? What was it about? What was your favourite part?</p> <p><i>To conclude your morning session, choose a book from Studyladder, under Lessons-My Individual Program-Reading Narrative. Answer the comprehension questions.</i></p>	<p>on a bush or nature walk and see what living things you can find. There is a writing task at the end of the video. Begin with the prompt 'On my bush/nature walk, I saw...'.  <i>To conclude your morning session, choose a book from Studyladder, under Lessons-My Individual Program-Reading Narrative. Answer the comprehension questions.</i></p>
<b>Break</b>	<b>Break</b>	<b>Break</b>	<b>Break</b>	<b>Break</b>	<b>Break</b>
<p><b>Middle</b></p> <p>Please check your child's profile on Class Dojo for their Mathletics passwords.</p>	<p><b>Mathematics</b> <b>Task 1: Addition - Race to 20</b> <a href="https://drive.google.com/file/d/1OMAUv5zjHtsqrJGC8gdGpVJa2eTDeQUk/view?usp=sharing">https://drive.google.com/file/d/1OMAUv5zjHtsqrJGC8gdGpVJa2eTDeQUk/view?usp=sharing</a></p> <p>Watch Miss Jenkins' video. Then have a go yourself. You might race with a partner and take turns. You might race against yourself, how many rolls did it take to get to 20? Did you get it in less or more rolls?</p> <p><b>Task 2: Ordinal Numbers</b> Ordinal numbers are used every day for places in races but also as a calendar. Have a look at a calendar you have in your house. With an adult say the date numbers for each day eg. 21st, 30th. Talk to your parents and write down the birthdate for everyone in your family. eg. Mum 24th, me 18th.</p> <p><b>Task 3: Game</b> Log into Mathletics. Choose</p>	<p><b>Mathematics</b> <b>Task 1: Fractions - Collections</b> Use a dice or your flashcards. Pick a number, get that number of counters and share in half. Do this 3 times. If you get stuck watch Miss Jenkins video from Friday Wk 3. Complete the Equal Shares for Jack and Jill Dojo Task/Worksheet. Circle each group of objects to share them equally between Jack and Jill. This is on your portfolio under 'To do'.</p> <p><b>Task 2: Number Writing</b> Practise writing your numbers from 1 to 30 on the concrete outside with chalk. If it's raining you can practise inside on a chalkboard or whiteboard. Make sure you are writing your number 5's the correct way. If you notice a number you are writing backwards, practise that number a few extra times.</p> <p><b>Task 3: Game</b></p>	<p><b>Mathematics</b> <b>Task 1: Addition - Race to 20</b> This is the game we played on Monday, you can watch the video again if you would like. You might play with a partner or by yourself.</p> <p><b>Task 2: Ordinal Numbers</b> Ordinal Numbers Maths Dojo Task/Worksheet. Colour in the parts of the caterpillar to match the circle position. Then fill in the missing numbers. This is on your portfolio under 'To do'.</p> <p><b>Task 3: Game</b> Log into Mathletics. Choose an activity to complete from the "Whole Numbers" section.</p>	<p><b>Mathematics</b> <b>Task 1: Fractions</b> Fractions Maths Dojo Task/Worksheet. Help the baker to put the number of cookies on his cookie sheets in equal amounts. The number of cookies you start with is in the middle. Draw the cookies on the cookie sheets. This is on your portfolio under 'To do'.</p> <p><b>Task 2: Mass - Heavier than or lighter than?</b> Collect three or four small items from around the house - they can be different objects or different amounts of the same object. You then need to estimate by just looking and not touching which will be the heaviest, then order them from heaviest to lightest. Next order the objects by hefting. Record on a piece of paper and send it to your teacher.</p> <p><b>Task 3: Game</b> Visit the ABCYA website. Select the "Kindergarten"</p>	<p><b>Mathematics</b> <b>Task 1: Addition - Race to 20</b> This is the game we played on Monday, you can watch the video again if you would like. You might play with a partner or by yourself.</p> <p><b>Task 2: Mass</b> Maths Dojo Task/Worksheet. Order these objects from heaviest to lightest. If you are completing this on Dojo, number them 1 for lightest to 9 for heaviest. If you have a printed copy, cut and paste them in order from lightest to heaviest. This is on your portfolio under 'To do'.</p> <p><b>Task 3: Game</b> Log into Mathletics. Choose an activity to complete from the "Whole Numbers" section.</p>

	an activity to complete from the “Whole Numbers” section.	Visit the ABCYA website. Select the “Kindergarten” grade. Choose a fun maths game to play.		grade. Choose a fun maths game to play.	
Break	Break	Break	Break	Break	Break

<p><b>Afternoon</b></p>	<p><b>Task 1: Geography - People Live in Places - Special Places</b> Watch the video about Polar Bears <a href="https://www.youtube.com/watch?v=-xEE7K67Xo">https://www.youtube.com/watch?v=-xEE7K67Xo</a></p> <p>Find some pictures of polar bears in the wild and make a collage.</p> <p>Write some words around the pictures to describe the places that polar bears like to live. Would you like to live there? Why or why not?</p> <p><b>Task 2: PD/H/PE Health - Road Safety</b></p> <p>When walking, driving or riding a bike to school it is important to remember to be safe on the road. Never cross a road without an adult to help you and hold your hand.</p> <p>Complete the 2 worksheets (below or on Dojo) about road safety.</p>	<p><b>Task 1: Science - Living Things</b> <b>What do beans need to grow?</b></p> <p>Complete the worksheet 'What do beans need to grow?'</p> <p>Watch the video 'Grow your own plants' <a href="https://www.youtube.com/watch?v=Lly75dEbXE8">https://www.youtube.com/watch?v=Lly75dEbXE8</a></p> <p>Discuss what you think will happen in the experiment with your parent or carer.</p> <p><b>Task 2: Library</b> We love you Magoo! By Briony Stewart</p> <p>Listen to the Book Week shortlisted book below <a href="https://youtu.be/LAAyEdGsxAQ?t=78">https://youtu.be/LAAyEdGsxAQ?t=78</a></p> <p>Take a photo or draw a picture of your pet or a pet you would like to own and write what you love about your pet.</p> <p>If you want some extra fun, complete the puzzle: <a href="https://www.jigsawplanet.com/?rc=play&amp;pid=114647cc339b">https://www.jigsawplanet.com/?rc=play&amp;pid=114647cc339b</a></p>	<p><b>Task 1: Geography - People Live in Places - Special Places</b> Our family might have different ideas to us about what place is special to them. We have different places we think are special for different reasons.</p> <p>A video task has been set in Class Dojo. Video yourself asking a family member about a place that is special to them and why. When you have finished, submit the video by pressing 'Hand in' and the video will be sent to your classroom teacher.</p> <p><b>Task 2: Lego Challenge or Art</b> You can choose if you want to do a task off the Lego Challenge or Art choice board.</p>	<p><b>Task 1: Science - Living Things</b> <b>What happened to the plants?</b></p> <p>Watch the video 'What happened to our plants' <a href="https://www.youtube.com/watch?v=8kTt4xHHLzk">https://www.youtube.com/watch?v=8kTt4xHHLzk</a> to see how the plant growing experiment from the previous science lesson turned out.</p> <p>Complete the worksheet 'What happened to the plants' by drawing a picture to show what happened to each of the plants in the experiment.</p> <p><b>Task 2: PDHPE</b> Fundamental Movement Skill: Dodge In Term 3, Hammondville's PDHPE focus is on developing our Fundamental Movement Skills. Visit the Hammondville YouTube page <a href="https://www.youtube.com/channel/UCFI8inXSytI8PvKEcSuD7g">https://www.youtube.com/channel/UCFI8inXSytI8PvKEcSuD7g</a> to see what lessons and challenges Mr. Withers has set for you to participate in this week.</p>	<p><b>Task 1: Dance</b> <b>Song 1: Shake your sillies out</b> <a href="https://www.youtube.com/watch?v=NwT5oX_mqSQ">https://www.youtube.com/watch?v=NwT5oX_mqSQ</a> Dance with the video and copy the actions. After the video has ended, discuss all the actions that were in the dance (shaking, yawning, jogging). Come up with 2 more actions that you could add to the song.</p> <p><b>Song 2: Banana, banana, meatball</b> <a href="https://www.youtube.com/watch?v=BQ9q4U2P3ig">https://www.youtube.com/watch?v=BQ9q4U2P3ig</a> Listen to the YouTube song and follow along with the actions. You can also come up with your own patterns to dance to!</p> <p><b>Task 2:</b> What a fun week of learning! Spend some quality time with your family. You might want to do a Cosmic Yoga or Go Noodle together (on YouTube) or play some games. Enjoy your afternoon</p>
<p><b>Physical Activity</b> completed at any time</p>	<p>Choose 1 activity to complete from the PDHPE Board (pink paper) in your pack.</p>	<p>Choose 1 activity to complete from the PDHPE Board (pink paper) in your pack.</p>	<p>Choose 1 activity to complete from the PDHPE Board (pink paper) in your pack.</p>	<p>Choose 1 activity to complete from the PDHPE Board (pink paper) in your pack.</p>	<p>Choose 1 activity to complete from the PDHPE Board (pink paper) in your pack.</p>


## Travelling to school

1 Colour the boxes that show the ways you go to school.



<i>walk with an adult</i>	<i>catch a bus or train</i>	<i>ride in a car</i>
<i>walk with a friend</i>	<i>ride a bike</i>	<i>walk with a sister or brother</i>

2 Put a cross to show the correct side to use to get out of the car at school.



3 If you have to cross a road on your way to school, where would you cross?

---



---



---

4 Colour the traffic light using the correct colours.





Unscramble

**avn**

Fill the  
space

Write

-----

-----

\_\_\_\_\_

-----

--	--	--

twinkl.com



Unscramble

**hta**

Fill the  
space

Write

-----

-----

\_\_\_\_\_

-----

--	--	--

twinkl.com



Unscramble

**gba**

Fill the  
space

Write

-----


-----

\_\_\_\_\_

-----

--	--	--

twinkl.com



Unscramble

**anp**

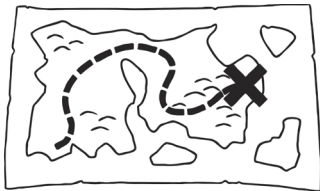
Write

Handwriting practice lines (dashed top and bottom lines, solid middle line).

Fill the  
space

Three empty boxes for letter placement: a tall box on the left, and two shorter boxes to its right.

twinkl.com



Unscramble

**pam**


Write

Handwriting practice lines (dashed top and bottom lines, solid middle line).

Fill the  
space

Three empty boxes for letter placement: two short boxes on the left, and one tall box on the right.

twinkl.com



Unscramble

**pta**

Write

Handwriting practice lines (dashed top and bottom lines, solid middle line).

Fill the  
space

Three empty boxes for letter placement: a tall box on the left, a short box in the middle, and a tall box on the right.






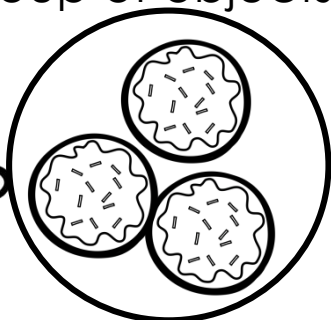
twinkl.com



Name \_\_\_\_\_ Wk 4 Tuesday Task 2

## Equal Shares for Jack and Jill

Jack and Jill share everything equally. Circle each group of objects equally for Jack and Jill.





# HOW DOES A PLANT GROW?

Predict what you think a plant needs to grow. Circle your answers.



sun



water



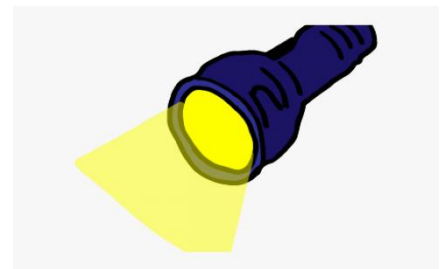
sugar



sauce



soil



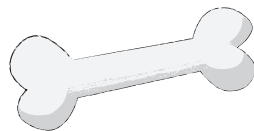


torch



Use your understanding of what plants need to survive to answer this question. What has happened to this plant? Why?

# Maze

Help Magoo find his bone



EYLF: Outcome 5 – Children begin to understand how symbols and pattern systems work.



© LearnFromPlay | LearnFromPlay.com




# Wk 4 Wed Task 1

Name \_\_\_\_\_

Directions: Stretch the sounds as you say each word to help you spell the words. Write the words below each picture.


## Short "a" Sound Boxes




---

---


---




---

---

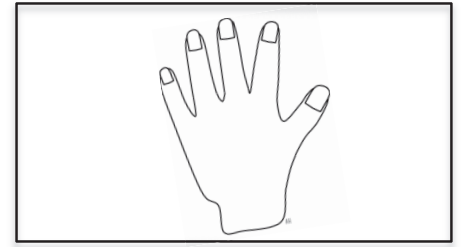
---




---

---


---




---

---


---




---

---

---




---

---

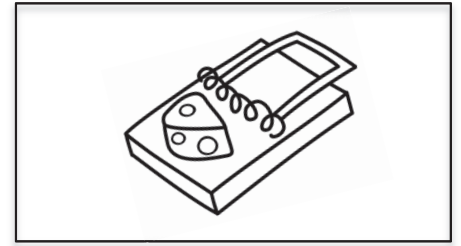
---




---

---


---




---

---

---




---

---


---




---

---


---




---

---

---




---

---

---

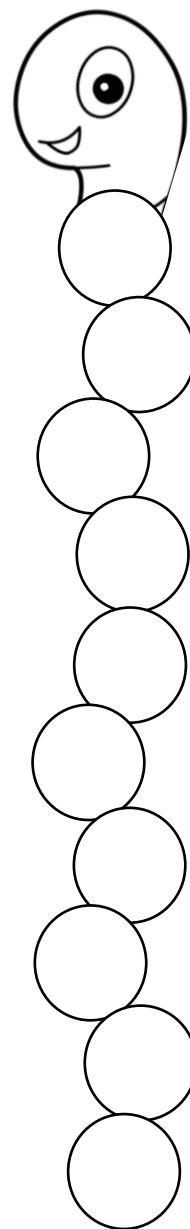


If you are completing this on dojo, do not cut and paste. Draw a line from the picture to the matching label.

Wk 4 Wednesday Task 2



# ORDINAL NUMBERS RAINBOW WORM



- ☐ Color the sixth circle red.
- ☐ Color the third circle blue.
- ☐ Color the ninth circle white.
- ☐ Color the eighth circle pink.
- ☐ Color the fifth circle grey.
- ☐ Color the second circle green.
- ☐ Color the tenth circle purple.
- ☐ Color the seventh circle yellow.
- ☐ Color the first circle brown.
- ☐ Color the fourth circle orange.

# ORDINAL NUMBERS TO 20

Cut and paste the missing ordinal numbers.

	2 <sup>nd</sup>		4 <sup>th</sup>		6 <sup>th</sup>		8 <sup>th</sup>		10 <sup>th</sup>
11 <sup>th</sup>	12 <sup>th</sup>	13 <sup>th</sup>		15 <sup>th</sup>		17 <sup>th</sup>			20 <sup>th</sup>

©Bunnies and Bears

1 <sup>st</sup>	3 <sup>rd</sup>	5 <sup>th</sup>	7 <sup>th</sup>	9 <sup>th</sup>	14 <sup>th</sup>	16 <sup>th</sup>	18 <sup>th</sup>	19 <sup>th</sup>
-----------------	-----------------	-----------------	-----------------	-----------------	------------------	------------------	------------------	------------------

Name \_\_\_\_\_

Wk 4 Thursday Task 2



# The Baker's Man



Help the baker to put the number of cookies on his cookie sheets in equal amounts. Draw the cookies on the cookie sheets.

12

16





10

14

# What happened to the plants?

Watch the video and draw a picture to show what happened to the plants in the experiment.

Circle the plant that had the best results.

<p><u>Plant 1 — Water, soil and sunlight.</u></p> 	
<p><u>Plant 2 — Water and soil.</u> <u>No sunlight.</u></p> 	
<p><u>Plant 3 — No water.</u> <u>Soil and sunlight only.</u></p> 	
<p><u>Plant 4 — Water and sunlight.</u> <u>Sand instead of soil.</u></p> 	




# Lightest to Heaviest


Cut out and order the following items from lightest to heaviest.



twinkl.com



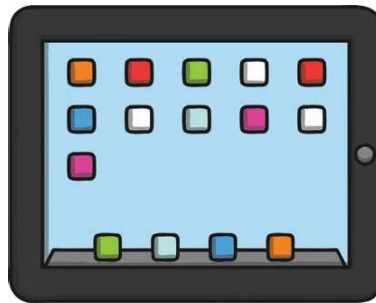
twinkl.com



twinkl.com



twinkl.com




twinkl.com




twinkl.com



twinkl.com



twinkl.com



twinkl.com