


Hammondville P.S. Stage 1: Remote Learning Program – Term 3 Week 7


	Monday	Tuesday	Wednesday	Thursday	Friday
Morning	<p>English</p> <p><input type="checkbox"/> Task 1 – Spelling Watch Mrs Warwick’s phonics video of the sound this week on the school website. Brainstorm a list of words containing this week’s sound focus on a piece of paper.</p> <p>Sound focus: Year 1 – igh sound Year 2 – Ou and ow</p> <p>Complete Jolly Phonics worksheet. <i>(Student Booklet- Monday Jolly Worksheet Year 1, Jolly Worksheet Year 2)</i></p> <p><input type="checkbox"/> Task 2- Reading The Lost Pet <i>(Student Booklet- Monday Comprehension worksheet.)</i></p> <p><input type="checkbox"/> Task 3 Writing Using the prompt on the PowerPoint presentation, create an</p>	<p>English</p> <p><input type="checkbox"/> Task 1 – Spelling Using your Week 7 spelling list look, cover, write, check your spelling words on a piece of paper.</p> <p>Complete your tricky word worksheets. Circle any nouns (person, place or object) in your sentences. <u>Tricky words:</u> Year 1 – any many Year 2 – seventy eighty <i>(Student Booklet- Tuesday Tricky Word Worksheets Year 1, Tricky Word Worksheets Year 2)</i></p> <p><input type="checkbox"/> Task 2 – Reading The Game <i>(Student Booklet- Tuesday Comprehension worksheet.)</i></p> <p><input type="checkbox"/> Task 3 – Crunch and sip – eat a piece of fruit or veg. Describe what</p>	<p>English</p> <p><input type="checkbox"/> Task 1 – Spelling Write down your spelling words and ‘dot-dash-dive’ them on a piece of paper.</p> <p>Complete spelling worksheet. <i>(Student Booklet- Wednesday Spelling Worksheet Year 1, Spelling Worksheet Year 2)</i></p> <p><input type="checkbox"/> Task 2 – Reading Emma’s Birthday <i>(Student Booklet- Wednesday Comprehension worksheet.)</i></p> <p><input type="checkbox"/> Task 3 Crunch and sip – eat a piece of fruit or veg. Go and make your bed for the day.</p> <p><input type="checkbox"/> Task 4 - Writing – Procedural Pick one activity around your house to help out with today. E.g. gardening, cooking, riding a bike.</p> <p>On a piece of paper, write a procedural text telling us how you did it.</p>	<p>English</p> <p><input type="checkbox"/> Task 1 – Spelling Practise writing your spelling words in alphabetical order on a piece of paper.</p> <p>Write 5 sentences using your spelling words on a piece of paper. Circle any verbs (action words) in your sentence.</p> <p><input type="checkbox"/> Task 2 – Reading The Lemonade Stand <i>(Student Booklet- Thursday Comprehension worksheet.)</i></p> <p><input type="checkbox"/> Task 3 – Crunch and sip – eat a piece of fruit or veg. Do a job or a chore around the house.</p> <p><input type="checkbox"/> Task 4 – Writing – Procedural Watch the video of Mrs Mazloum making soup on your Dojo.</p> <p>On a piece of paper, write your own procedural text on “How</p>	<p>WELL-BEING FRIDAY</p> <p>To focus on our well being and unplugging from technology, today is a tech free day. Choose activities from the Friday grid. Submit your photos of what you have done to our school face book page not dojo.</p>

	<p>imaginative story of your own. Remember to tell us who is in the story, where they are, what they are doing and try to include a problem and solution!</p> <p><input type="checkbox"/> Task 4- Handwriting</p> <p>Watch the youtube clip on the letter "g" and practise writing on a piece of paper.</p> <p>https://www.youtube.com/watch?v=b-S55JBNXTo</p>	<p>the weather looks like today. Is it hot/cold, sunny/cloudy, windy or raining?</p> <p><input type="checkbox"/> Task 4 – Writing: Who does this bag belong to?</p> <p>Using the prompt on PowerPoint, look at the items that this person has in their bag. Who do you think it belongs to? Using the pictures in the rectangle, create an imaginative story about who the person is and what kind of adventure they are going on.</p>	<p>Remember your title, list of materials and step by step instructions. Start each step with a verb!</p> <p><input type="checkbox"/> Task 5- Handwriting</p> <p>Watch the youtube clip on the letter "d" and practise writing on a piece of paper.</p> <p>https://www.youtube.com/watch?v=dbqCJkt5hUQ</p>	<p>to make soup". Remember to include a title, a list of materials and step by step instructions (method). Don't forget to start each step with a verb!</p>	
<p>Break</p> <p>Middle</p>	<p>Mathematics</p> <p><input type="checkbox"/> Task 1 – Hands on math grid. Complete 1 activity from the Week 1-3 Hands on Math grid.</p> <p><input type="checkbox"/> Task 2 - Shapes</p> <p>Y1 2D Shapes and objects</p> <p>Y2 Shape detective</p> <p><i>(Student Booklet- Monday Maths Worksheet Year 1, Maths Worksheet Year 2)</i></p> <p><input type="checkbox"/> Task 3- Online tasks</p>	<p>Mathematics</p> <p><input type="checkbox"/> Task 1 - Hands on math grid. Complete 1 activity from the Week 1-3 Hands on Math grid.</p> <p><input type="checkbox"/> Task 2 – Addition</p> <p>Addition worm</p> <p><i>(Student Booklet- Tuesday Maths Worksheet Year 1, Maths Worksheet Year 2)</i></p> <p><input type="checkbox"/> Task 3- Online tasks</p> <p>Log in to your</p>	<p>Mathematics</p> <p><input type="checkbox"/> Task 1 - Hands on math grid. Complete 1 activity from the Week 1-3 Hands on Math grid.</p> <p><input type="checkbox"/> Task 2 – Subtraction</p> <p>Y1 Counting back</p> <p>Y2 Number line subtraction</p> <p><i>(Student Booklet- Wednesday Maths Worksheet Year 1, Maths Worksheet Year 2)</i></p>	<p>KLA - CAPA</p> <p><input type="checkbox"/> Task 1 - Dance</p> <p>African Dance Lesson 2</p> <p>https://www.youtube.com/watch?v=Ewqq-3xJFdI</p> <p>Mathematics</p> <p><input type="checkbox"/> Task 2 – 2d shapes</p> <p>Y1 Shape counting</p> <p>Y2 3d shape colouring</p> <p><i>(Student Booklet- Thursday Maths Worksheet Year 1, Maths Worksheet Year 2)</i></p>	

<p>Break</p>	<p>Log in to your Mathletics or Study ladder account and complete 3 activities.</p>	<p>Mathletics or Study ladder account and complete 3 activities.</p>	<p>KLA – PDHPE Fitness grid</p> <ul style="list-style-type: none"> <input type="checkbox"/> Task 3 – Do 1 or 2 activities from your week 1-3 fitness grid. <input type="checkbox"/> Task 4- Online tasks Log in to your Mathletics or Study ladder account and complete 3 activities. 	<p><input type="checkbox"/> Task 3- Online tasks Log in to your Mathletics or Study ladder account and complete 3 activities.</p>	
<p>Afternoon</p>	<p>KLA – Geography</p> <ul style="list-style-type: none"> <input type="checkbox"/> Task 1 Today's lesson is on 'Built Features'. These are things that are made by man. Read the ebook and do the fun quiz video. Can you recognise things that are natural, manmade or both? Then complete the worksheet to draw your school. Make sure you include natural and built features. Hint: You can use the google earth link to find your school and help you. <p>http://inq.co/class/9w  Access code: 9484</p>	<p>KLA – Library</p> <ul style="list-style-type: none"> <input type="checkbox"/> Task 1- New Library Grid. Choose 1 or 2 activities to do a week from the new library grid. You can bring the completed activities in to Mrs Stanley when school returns. <p><i>(Student booklet- Tuesday Library grid)</i></p>	<p>KLA – Science</p> <ul style="list-style-type: none"> <input type="checkbox"/> Task 1- Science Science Week 7 <p>Watch the video about the life cycle of a plant: https://www.youtube.com/watch?v=tkFPyue5X3Q</p> <p>Using the worksheet draw or cut and paste the images into the correct order from youngest to eldest.</p> <p><i>(Student booklet- Wednesday Science worksheet)</i></p>	<p>KLA - PDHPE</p> <ul style="list-style-type: none"> <input type="checkbox"/> Task 1 – Water and Road Safety Playing in water can be fun, but it can also be dangerous if you don't know the safety rules. These activities will help teach you all you need to know about water safety. It's important to be able to recognise and understand the different signs in and around the community that help keep you safe. Complete the worksheets. <p><i>(Student booklet- Thursday PDHPE worksheets)</i></p>	

Hammondville PS

Stage 1








Remote Learning Workbook

Term 3 Week 7 2021

Name: _____





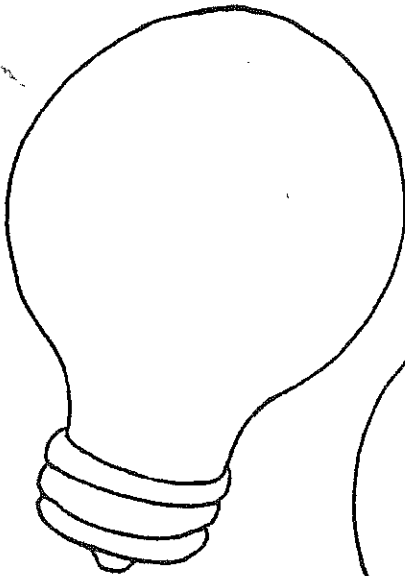
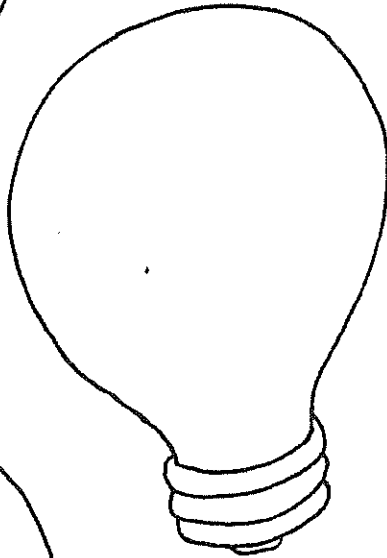
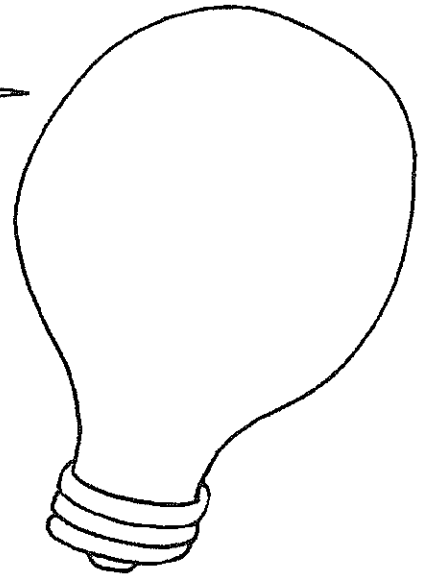

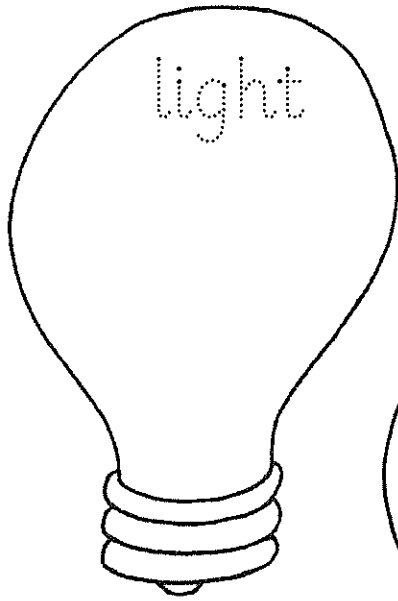
Stage 1 PDHPE Fitness Grid 2 – Try to complete one fun fitness activity from the grid each day.

<p>Do the Sid Shuffle</p> <p>Click on the link below to join Sid from Ice Age in a Sid Shuffle dance. https://www.youtube.com/watch?v=uMuJxd2Gpxo</p> 	<p>Ball throws</p> <p>Throw a ball in the air and catch it. Bounce a ball on the ground. Throw a ball against a wall and try to catch it. (All of above x10) Throw a ball to a partner. Start close together and move out slowly. How far apart can you get?</p>	<p>Maze fun</p> <p>Using chalk draw a detailed, elaborate maze on your driveway and then run or race through it!</p>	<p>Go for a walk</p> <p>This is such a simple thing to do but clears your mind and gets your body moving. See if you can go for a 20-30 minute walk with an adult.</p> 	<p>Wheelbarrow or crab walk races</p> <p>With a partner you can make a wheelbarrow (on your hands with legs in air behind you, supported by an adult or sibling) and see if you can go all the way around your house! Or have some crab walk races.</p>
<p>Nature scavenger hunt</p> <p>Do an outdoor scavenger hunt. Can you find a smooth rock, long twig, spider's web? Make your own or use the one provided.</p> 	<p>Follow the leader</p> <p>No equipment needed. Follow an adult or sibling and take turns doing different actions eg marching, running, flapping your arms! Swap leaders.</p>	<p>Push ups</p> <p>On your hands and feet (with a straight back). How many push ups can you do? If this is too hard try doing push ups on your knees. Go!</p> 	<p>Freeze dance</p> <p>Play some music and dance. When it stops you have to freeze in a fun pose. Get an adult to pause the music at different intervals.</p>	<p>Clean up race</p> <p>Set a timer and run around cleaning up your room...don't stop until the timer goes off!</p> 

Week 7 Spelling Lists

Year 1	Year 2
bust	snap
pelt	swam
front	loud
daylight	cloud
fighter	found
rightly	now
insight	crowd
slightly	sunflower
any	seventy
many	eighty

Write an **igh** word and draw a picture in each light bulb.






Action: Stand to attention and salute, saying *ie, ie!*

Spelling List

1. snap
2. swam
3. l__d
4. cl__d
5. f__nd
6. n__
7. cr__d
8. sunfl__er
9. seventy
10. eighty


the /ou/ sound: <ou> or <ow>

Underline the spelling you think is correct. Then use a dictionary to check your answer, and tick the right spelling.



Choose a word from the list to fit each sentence.

1. She grew a tall, yellow _____.
2. He _____ my lost watch.
3. A big _____ gathered to watch.
4. The music was very _____.



Proofread these sentences.


1. I have made a caik for yor berthday said mum.
2. Can you see the wite swon He asked.
3. the duks kwacked lowdly as i threw them some bred.
4. She swimmmed with dolfins last summir



Reading and Comprehension

Name: _____
Date: _____

The Lost Pet



One day I was in my room when I saw a some eyes looking at me in the window. "Mum! Come here!" I yelled.

Mum came running. "Oh hello!" she said when she saw who was sitting on my window. "Where have you come from?"

"It must be someone's pet" I said to Mum. "I think she is lost!"

We took a photo and made a poster that said "LOST PET!" We put Mum's phone number on the poster.

It wasn't long until a lady called us. "I'll be right there!" she said.

"Whiskers!" the lady called when we opened the door. Her pet came running. Whiskers rubbed against her and purred.

"Thankyou for finding my best friend!" the lady said with tears in her eyes.

1 In the beginning, who did you think was in the window?

2. After reading the story, who do you think was in the window?

3. What clues tell you it was this animal?

4 How did they find the pet's owner?

5. What 3 important pieces of information were on the poster?

6. What do you think they did with the posters they made?

7. How do you think the owner felt when she found her pet?

8. If you found a lost pet, what else could you do to find the owner?

In the picture, draw the pet that they found and the poster that they made!

Student answers comprehension questions based on

Directly stated information within the text - (Literal) Q 3, 4, 5, Inferring - Q: 1, 2, 6, 7

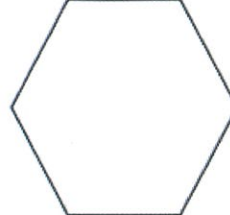

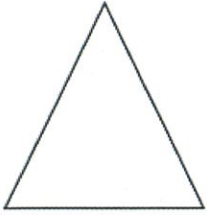
Connecting - Q: 7, 8 Synthesising Q 1, 2

Name _____

Date _____

2D Shapes and 3D Objects (A)

- ① Draw a line to match each shape to its name.
Circle the corners on each shape.



rectangle

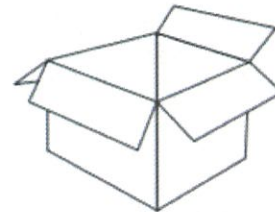
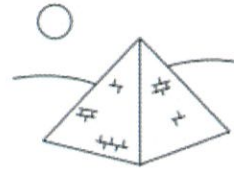
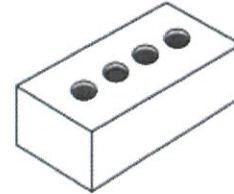
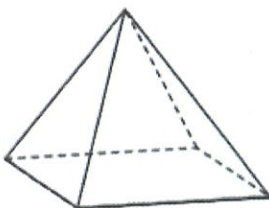

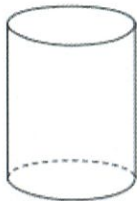
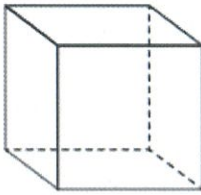
triangle

circle

square

hexagon

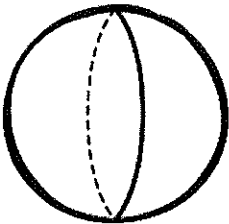
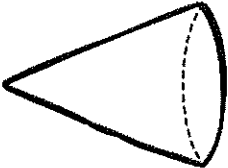
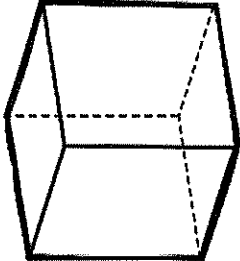
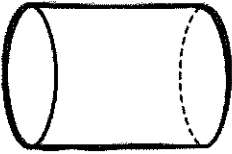
- ② Draw a line to match the 3D object to its everyday object.



SHAPE

3D Shape Detective - I have...





SHAPE	NAME	FACES	VERTICES	EDGES
				
				
				
				

T3 week '7

Sight Word Page

Practice reading and spelling the sight word in many ways. Write a sentence with the word.

 <p>any</p>	 <p>any any and nay any any</p>
<p>B u i l d</p>	
<p>Trace</p> <p>any</p>	<p>Spell</p> <p>_____</p>





Write a sentence with the word.

Tuesday

Sight Word Page

Practice reading and spelling the sight word in many ways. Write a sentence with the word.




 <p>many</p>	 <p>many many meny many many namy</p>
<p>B u i l d</p>	
<p>Trace</p> <p>many</p>	<p>Spell</p> <p>_____</p>




Write a sentence with the word.

Sight word page




Practice reading and spelling the sight word in many ways. Write a sentence with the word.


 seventy	 seventy sevnty seventy seventy seventy seventy
B U I I D	
Trace seventy	 _____ _____

 **Write a sentence with the word.**

Sight word page

Practice reading and spelling the sight word in many ways. Write a sentence with the word.

 eighty	 ayty eighty eighty eighty eighty eighty
B U I I D	
Trace eighty	 _____ _____

 **Write a sentence with the word.**

1. Who got tickets to the game?

2. How did he get tickets?

3. What teams were playing?

4. What team did the main character go for?

5. What were the Lions' team colours?

6. What were the Bears' team colours?

7. Who won the game? How much did they win by?

8. What sport do you think they were playing? What clues tell you so?

9. What is your favourite sport? Do you have a favourite team?

In the picture colour the boy and his dad in their team colours

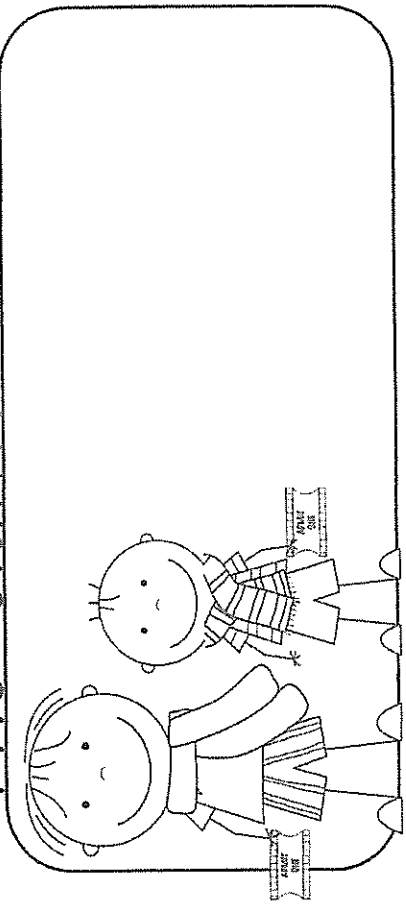
Student answers comprehension questions based on

Directly stated information within the text - (Literal) Q 1, 2, 3, 4, 7 Inferring - Q: 5, 6, 8

Connecting - Q: 8, 9

Name: _____
Date: _____

The Game



Dad won tickets to the game. I couldn't wait to go. Our two favourite teams were playing, the Lions and the Bears.


Lots of people going to the game so we took the train to the stadium.

When we got there Dad got us both a hotdog. Then we found our seats and waited for the game to begin. I was going for the Lions and Dad was going for the Bears.

The Lions kicked the first goal. I jumped up and waved my red and blue scarf in the air.

Next the Bears kicked a goal and everyone in the crowd wearing black and white stood up and cheered

It was a close game but the Lions won by one goal. On the way home everyone on the train sang the Lions song!



Start!

Finish!

Date:

Name:



17. $\begin{array}{r} 1 \\ + 4 \\ \hline \end{array}$

16. $\begin{array}{r} 3 \\ + 4 \\ \hline \end{array}$

15. $\begin{array}{r} 4 \\ + 1 \\ \hline \end{array}$

14. $\begin{array}{r} 7 \\ + 2 \\ \hline \end{array}$

13. $\begin{array}{r} 8 \\ + 1 \\ \hline \end{array}$

12. $\begin{array}{r} 9 \\ + 1 \\ \hline \end{array}$

11. $\begin{array}{r} 5 \\ + 5 \\ \hline \end{array}$

10. $\begin{array}{r} 6 \\ + 3 \\ \hline \end{array}$

9. $\begin{array}{r} 5 \\ + 4 \\ \hline \end{array}$

8. $\begin{array}{r} 7 \\ + 5 \\ \hline \end{array}$

7. $\begin{array}{r} 8 \\ + 1 \\ \hline \end{array}$

20. $\begin{array}{r} 7 \\ + 8 \\ \hline \end{array}$

21. $\begin{array}{r} 6 \\ + 7 \\ \hline \end{array}$

22. $\begin{array}{r} 5 \\ + 2 \\ \hline \end{array}$

23. $\begin{array}{r} 6 \\ + 9 \\ \hline \end{array}$

24. $\begin{array}{r} 4 \\ + 3 \\ \hline \end{array}$

25. $\begin{array}{r} 6 \\ + 9 \\ \hline \end{array}$


26. $\begin{array}{r} 8 \\ + 6 \\ \hline \end{array}$

27. $\begin{array}{r} 3 \\ + 7 \\ \hline \end{array}$

28. $\begin{array}{r} 4 \\ + 2 \\ \hline \end{array}$

29. $\begin{array}{r} 9 \\ + 6 \\ \hline \end{array}$

30. $\begin{array}{r} 8 \\ + 9 \\ \hline \end{array}$



Start!

Finish!

Date:

Name:



1. 14 + 8

2. 15 + 5

3. 11 + 7

4. 12 + 2

5. 10 + 1

6. 18 + 9

7. 14 + 6

8. 14 + 9

9. 17 + 7

10. 14 + 4

11. 18 + 8

12. 10 + 0

13. 16 + 4

14. 18 + 0

15. 15 + 3

16. 10 + 6

17. 11 + 0

18. 15 + 4

19. 16 + 7

20. 19 + 2

21. 19 + 3

22. 17 + 3

23. 16 + 5

24. 12 + 6

25. 13 + 6

26. 11 + 6

27. 17 + 8

28. 19 + 7

29. 13 + 5

30. 13 + 1

1. 10 + 6

2. 15 + 3

3. 18 + 0

4. 16 + 4

5. 10 + 0

6. 18 + 9

7. 14 + 6

8. 17 + 7

9. 14 + 4

10. 18 + 8

11. 10 + 0

12. 16 + 4

13. 18 + 0

14. 15 + 3

15. 10 + 6

16. 15 + 4

17. 16 + 7

18. 19 + 2

19. 19 + 3

20. 17 + 3

21. 16 + 5

22. 12 + 6

23. 13 + 6

24. 11 + 6

25. 17 + 8

26. 19 + 7

27. 13 + 5

28. 13 + 1

29. 10 + 6

30. 13 + 5

1. 14 + 8

2. 15 + 5

3. 11 + 7

4. 12 + 2

5. 10 + 1

6. 18 + 9

7. 14 + 6

8. 17 + 7

9. 14 + 4

10. 18 + 8

11. 10 + 0

12. 16 + 4

13. 18 + 0

14. 15 + 3

15. 10 + 6

16. 15 + 4

17. 16 + 7

18. 19 + 2

19. 19 + 3

20. 17 + 3

21. 16 + 5

22. 12 + 6

23. 13 + 6

24. 11 + 6

25. 17 + 8

26. 19 + 7

27. 13 + 5

28. 13 + 1

29. 10 + 6

30. 13 + 5

1. 14 + 8

2. 15 + 5

3. 11 + 7

4. 12 + 2

5. 10 + 1

6. 18 + 9

7. 14 + 6

8. 17 + 7

9. 14 + 4

10. 18 + 8

11. 10 + 0

12. 16 + 4

13. 18 + 0

14. 15 + 3

15. 10 + 6

16. 15 + 4

17. 16 + 7

18. 19 + 2

19. 19 + 3

20. 17 + 3

21. 16 + 5

22. 12 + 6

23. 13 + 6

24. 11 + 6

25. 17 + 8

26. 19 + 7

27. 13 + 5

28. 13 + 1

29. 10 + 6

30. 13 + 5

1. 14 + 8

2. 15 + 5

3. 11 + 7

4. 12 + 2

5. 10 + 1

6. 18 + 9

7. 14 + 6

8. 17 + 7

9. 14 + 4

10. 18 + 8

11. 10 + 0

12. 16 + 4

13. 18 + 0

14. 15 + 3

15. 10 + 6

16. 15 + 4

17. 16 + 7

18. 19 + 2

19. 19 + 3

20. 17 + 3

21. 16 + 5

22. 12 + 6

23. 13 + 6

24. 11 + 6

25. 17 + 8

26. 19 + 7

27. 13 + 5

28. 13 + 1

29. 10 + 6

30. 13 + 5

Character portrait

The boy is trying to draw a character from his favourite story..

Can you help him by drawing your favourite character from a story on a piece of paper.



Round is a Mooncake 1

<https://youtu.be/mdzAYQZs6fA>

In the story you will see 3 different shapes. What are they??

If you guessed circles, squares and rectangles – you're right!

Look around your home, outside and inside and **list down 10 things for each shape.** They could even be things you eat!
You might see unusual things, things we all have at home or something that is special to you.

Round is a Mooncake 2

Still looking at the same book, the story is also about a special celebration - Chinese mid-autumn Moon Festival.

You see lots of different ways they celebrate together by having special food, celebrations with family and friends as well as red money envelopes for the children.

Write about a special celebration that you and your family celebrate. It might be Cultural, religious or something special your family does together each year.

Draw a picture to show everyone what it looks like.

Lesson Learned

Watch the following story:

Fill my Bucket

<https://youtu.be/mWe6Z3zFwoA?t=2>

What lesson does the main character learn at the end of the story?

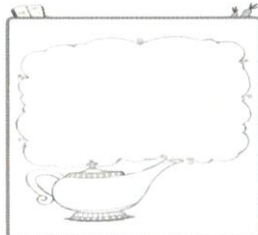
Why is this lesson important?

Ribbit, Rabbit, Robot 1

<https://youtu.be/GP7qnwuo5Is>

This story asks for a wish to be made.

Using the picture as a guide, draw the genies lamp then write and draw a wish you might make in the cloud



Ribbit, Rabbit, Robot 2

The author of this story – Victoria MacKinlay uses mostly words with the 'Rrrr..' sound. This is called alliteration.







You are the 'Rrrr..' spy – go around your house and yard and list ALL the things you can see, hear, smell and maybe taste that starts with the 'Rrr..' sound.

Make a list.....when we get back to school- the one with the most in each class can win a prize!

Choose any book

Roll the dice and answer 4 of the questions about your book.

If you do not have a book at home, go onto storyline online and use one from there.

	What is the title?		Name one main character.
	Who is the author?		What is the problem and solution?
	Who is the illustrator?		Where is the setting?

Relax and read outside in the sunshine, must read for at least 15 minutes!

Talk to another person in your house and tell them about what you are reading.

Keep a record of what you are reading so we can celebrate!



Create A Photo Wall Collage:

Who's your real mom?

<https://youtu.be/vPFSOHnv1qs?t=2>

Did you notice the page where Elvi is looking at all her family photos?

Make a 'photo wall' using drawings, paintings, photographs and other pictures to show what is important to you.

You could include a photo wall of your family, pets, your class and places that are special to you. make them different sizes, shapes and colours.

Choose 1 or 2 activities each week. Keep all your work so Mrs Stanley can them!

List Words

snap swam loud cloud found
now crowd sunflower seventy eighty

a	b	c	d	e	f	g	h	i	j	k	l	m
◇	←	♥	•	√	©	∅	▽	□	⊂	⇓	∞	?
n	o	p	q	r	s	t	u	v	w	x	y	z
*	=	&	∃	♠	^	Ω	\$	#	%	⊗	∨	♣

Match the symbols to the letters using the grid above to make the list words.

©=\$*• _____

^%◇? _____

^\$*©∞=%√♠ _____

∞=\$• _____

^√#√*Ω∨ _____

^*◇& _____

♥♠=%• _____


♥∞=\$• _____

√□ ∅▽Ω∨ _____

*=% _____

Name: _____
Date: _____

Emma's Birthday



Emma woke up early and jumped out of bed. "YAY! It is my birthday!" she yelled!

She ran to Mum and Dad's bedroom and jumped on the bed. "Wake up, wake up!" she cried.

Dad made Emma a special birthday breakfast. Choc chip pancakes, her favourite! He put 9 pink candles on top.

After breakfast it was time for presents. Mum and Dad took Emma outside. "Surprise!" they shouted when she saw her gift.

Emma could not believe her eyes! Her wish had come true!

It was pink, with shiny silver wheels. It had a basket on the front and pink streamers hanging from the handlebars.

"This is the best present ever!" she shouted.

1. Whose birthday was it?

2. How did she feel when she woke up? How do you know?

3. What did Emma have for breakfast?

4. What do you think Emma's gift was?

5. How old was Emma turning? How do you know?

6. Did Emma like her gift? How do you know?

7. What do you think Emma wished for?

8. Write 3 words to describe Emma's present.

9. What is the best present you've ever gotten?

In the picture Draw Emma's birthday present

Student answers comprehension questions based on

Directly stated information within the text - (Literal) Q: 1, 3, 4, 6

Inferring - Q: 2, 4, 5, 6, 7

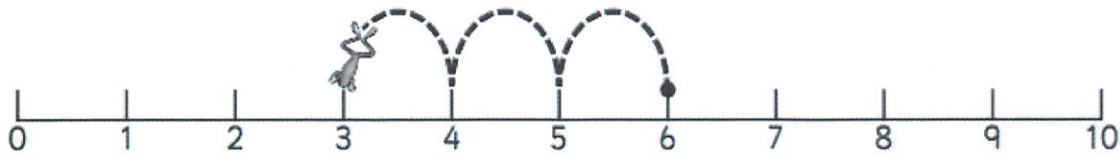
Connecting - Q: 9

Subtraction – counting back

Wednesday Week 7 – Year 1

We can jump along number lines to help us count back.

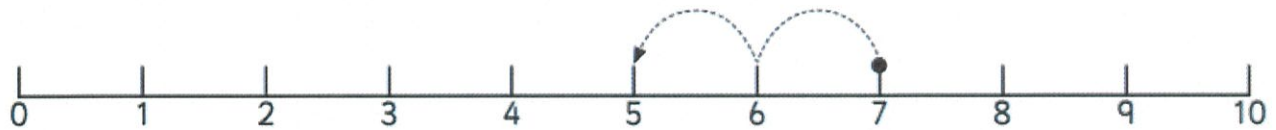
What is 3 less than 6? We start at **6** and take **3** jumps back.



3 less than **6** is **3**

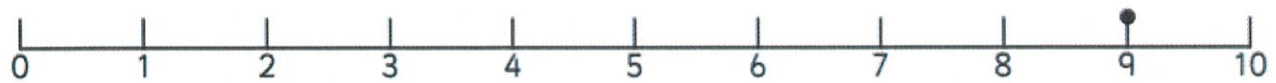
- 1   Jump back along the number lines.

Finish the number facts and say them out loud.



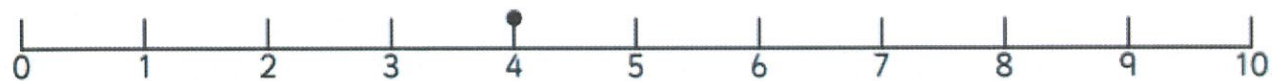
Take **2** jumps back.

2 less than **7** is



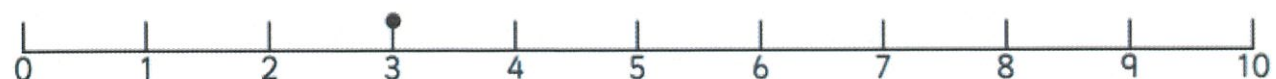
Take **1** jump back.

1 less than **9** is



Take **2** jumps back.

2 less than is



Take **1** jump back.

1 less than is



Number Line Subtraction


$20 - 17 =$	0 1 2 3 4 5 6 7 8 9 10 11 12 13 14 15 16 17 18 19 20
$12 - 4 =$	0 1 2 3 4 5 6 7 8 9 10 11 12 13 14 15 16 17 18 19 20
$18 - 12 =$	0 1 2 3 4 5 6 7 8 9 10 11 12 13 14 15 16 17 18 19 20
$10 - 3 =$	0 1 2 3 4 5 6 7 8 9 10 11 12 13 14 15 16 17 18 19 20
$17 - 5 =$	0 1 2 3 4 5 6 7 8 9 10 11 12 13 14 15 16 17 18 19 20
$12 - 2 =$	0 1 2 3 4 5 6 7 8 9 10 11 12 13 14 15 16 17 18 19 20
$3 - 2 =$	0 1 2 3 4 5 6 7 8 9 10 11 12 13 14 15 16 17 18 19 20
$20 - 8 =$	0 1 2 3 4 5 6 7 8 9 10 11 12 13 14 15 16 17 18 19 20
$15 - 3 =$	0 1 2 3 4 5 6 7 8 9 10 11 12 13 14 15 16 17 18 19 20
$19 - 11 =$	0 1 2 3 4 5 6 7 8 9 10 11 12 13 14 15 16 17 18 19 20



PLANT TIMELINE SORT


Cut the pictures and sort them from youngest to eldest.

Then glue them into the correct order.




--	--	--	--	--	--	--

Youngest

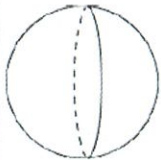
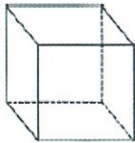


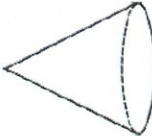
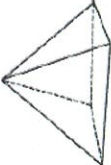


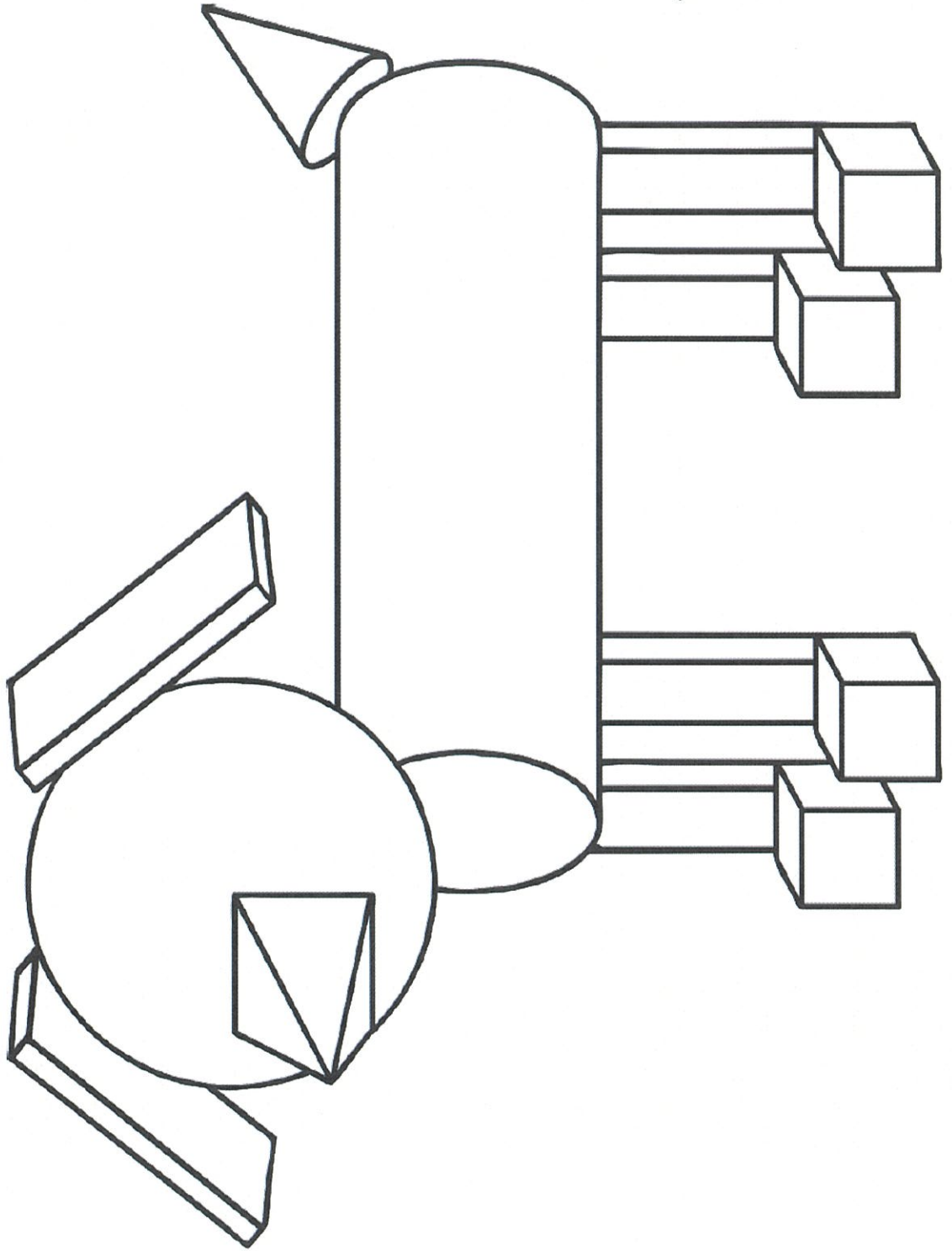
Eldest



3D Shape Colouring

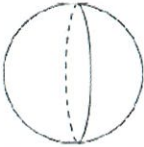
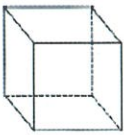
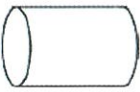
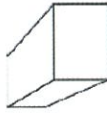
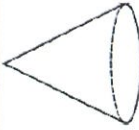
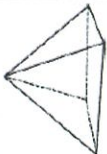
Use the key to colour in the 3D shapes correctly.

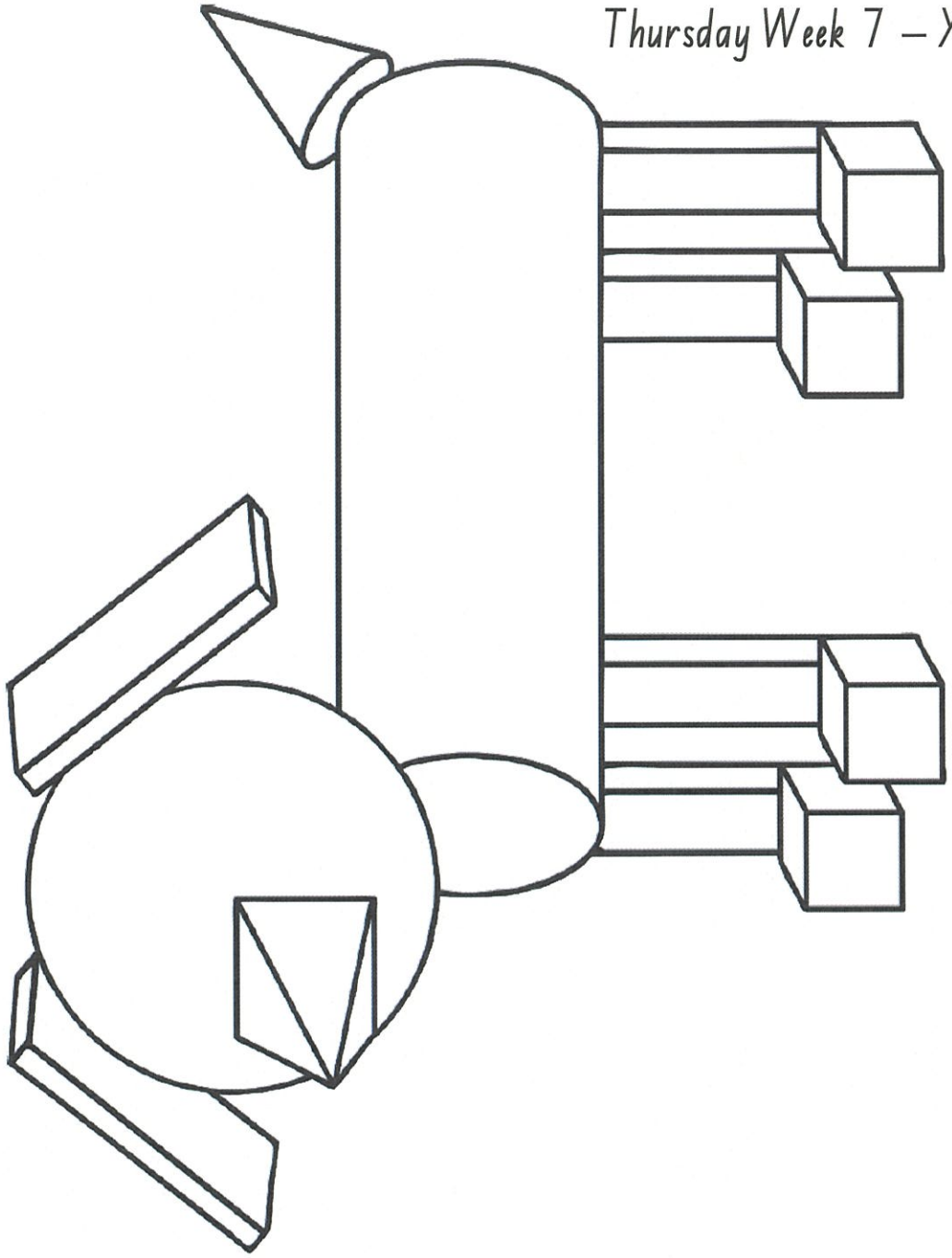
Key	red	blue	green	purple	orange	yellow
						



3D Shape Colouring

Use the key to colour in the 3D shapes correctly.


Key		
Shape	Name	Colour
		blue
		yellow
		purple
		green
		orange
		red





Water, road, and outdoor safety – 1


Being healthy, safe and active


Write the safety rule shown in the following pictures:





















Water, road, and outdoor safety – 2

Being healthy, safe and active

Cut out the cards and play a game of memory. Look at the pictures and read the descriptions to work out which water safety cards match.

Do not run in the swimming pool area.



No food or drink in the pool.

No lifeguard on duty.

No swimming in this area.



Always swim between the red and yellow flags at the beach.



Warning – heavy crashing waves.



No diving in this area.

