


## Kindergarten Home Learning Timetable Week 7, Term 3

Week 7	Monday	Tuesday	Wednesday	Thursday	Friday – Wellbeing Day
Task	Help make your bed today.	Help an adult to prepare your lunch and snacks.	Help an adult do a job around the house.	Tell everyone you live with something special about them.	Help an adult tidy up a section of the house or garden.
<b>Morning</b>  Please note: If you have read all your own books, visit ABC Storytime for a different book you can choose.  Also when writing, if it is a word they cannot sound out like favourite or elephant it is ok to give them the word otherwise encourage them to sound it out.  Login details for Studyladder/ Wushka have been sent on Dojo Messenger.	<b>English</b>  <b>Task 1 - Phonics</b> Follow Mrs Johnson and watch the Jolly Phonics Lesson 5. You will need some paper and a pencil. <a href="https://drive.google.com/file/d/17lbr9yzalkKbPWtKcu--C9M5-Qp3la92/view?usp=sharing">https://drive.google.com/file/d/17lbr9yzalkKbPWtKcu--C9M5-Qp3la92/view?usp=sharing</a>  <b>Task 2 Secret Sentences</b> Two worksheets have been assigned to you on Class Dojo. Use the picture code to work out what the sentence says. Under each picture, write the sound that the picture begins with to spell the sentence. For example, write 'i' underneath the igloo picture.  <b>Task 3 Writing</b> 'Sheep'. Watch the video on Sheep and discuss with an adult. What were some interesting parts? What did	<b>English</b>  <b>Task 1- Phonics</b> AI or AY Watch the Alphablocks clip on the 'ay' sounds and complete the worksheet. Cut and paste the 'ay' and 'ai' words in the correct columns. <a href="https://www.youtube.com/watch?v=ROKNNvuGpEo">https://www.youtube.com/watch?v=ROKNNvuGpEo</a>  <b>Task 2 Tricky Word</b> introduction Introduce your child to the tricky words 'want', 'saw' and 'put'. Use these words in a sentence so your child can understand what they mean and how to use them. Ask your child to write these words down in rainbow colours. Read a story together and ask your child to point out if they can see the words 'want', 'saw' and 'put' in it.  <b>Task 3 Grammar</b> Full stops go at the end of sentences. Watch the	<b>English</b>  <b>Task 1- Phonics</b> Colour in the 'ay' sounds on the worksheet and play the Alpha Cat game. <a href="https://www.roomrecess.com/mobile/AlphaCat/play.html">https://www.roomrecess.com/mobile/AlphaCat/play.html</a>  <b>Task 2 Writing 'Sheep'</b> Listen to the animal book 'Sheep' <a href="https://www.youtube.com/watch?v=xdnyHiftWfc">https://www.youtube.com/watch?v=xdnyHiftWfc</a> . Read and finish the sentences on the attached worksheet or the worksheet uploaded to Class Dojo.  <b>Task 3 Decoding</b> Watch the video of Miss Borg and read each word along with her. Use your finger to point to the sounds before blending them to make the word. You might like to pause the video to try by yourself before Miss Borg says the answer.	<b>English</b>  <b>Task 1 - Handwriting and letter formation 'j'</b> <a href="https://www.youtube.com/watch?v=4M3uR3QGmMA">https://www.youtube.com/watch?v=4M3uR3QGmMA</a> Letter 'j' formation. Practise writing the letter 'j' on a piece of paper, making sure you are doing the correct formation. Complete the handwriting worksheet (this will not be uploaded to dojo, and must be printed out. If you don't have access to a printer, you could practise tracing the letters on a piece of paper).  <b>Task 2 Tricky Words</b> Use a cup of water and an old paintbrush to paint 5 of your tricky words outside on the concrete. If you don't have access to an old paintbrush, you might like to write your words with chalk.	Today is about other ways of learning. Learning about nature, cooking, mindfulness and looking after yourself and others.  Choose a variety of activities from the Friday Grid. You can add photos of what you have done to the schools Facebook.  If you would like to do some <b>writing</b> here are some ideas:  Catch up on your letter writing with your friends.  You might write a letter and post it to your Grandma or Grandpa, or your favourite Aunty or Uncle  If you would like to do some <b>reading</b> :  Go to National Geographic for Kids to look for some facts and information about your favourite animal or place  <a href="https://www.natgeokids.com/au/">https://www.natgeokids.com/au/</a>

	<p>you learn about sheep in this clip? Label the sheep using the worksheet attached or the worksheet uploaded to Class Dojo.</p> <p><a href="https://www.youtube.com/watch?v=vK3KsFd2YnQ">https://www.youtube.com/watch?v=vK3KsFd2YnQ</a></p> <p><i>To conclude your morning session, choose a book from Studyladder, or Wushka to read. Answer the comprehension questions</i></p>	<p>capital letter and full stop song.</p> <p><a href="https://www.youtube.com/watch?v=gghvLTSS-eQ">https://www.youtube.com/watch?v=gghvLTSS-eQ</a></p> <p>Play the full stop game. Read the sentence and drag the snail to where the full stop should go.</p> <p><a href="https://www.roythezebra.com/reading-games/full-stop-beginner-1.html">https://www.roythezebra.com/reading-games/full-stop-beginner-1.html</a></p> <p><i>To conclude your morning session, choose a book from Studyladder, or Wushka to read. Answer the comprehension questions.</i></p>	<p><a href="https://drive.google.com/file/d/16QaxZb228mToFTCYUvqfOnMHK3uocVEB/view?usp=sharing">https://drive.google.com/file/d/16QaxZb228mToFTCYUvqfOnMHK3uocVEB/view?usp=sharing</a></p> <p><i>To conclude your morning session, choose a book from Studyladder, or Wushka to read. Answer the comprehension questions.</i></p>	 <p><b>Task 3</b> Writing 'Sheep'</p> <p>Use the template provided to write an informative text about sheep. Your writing should include approx 3 sentences and include a variety of facts. Feel free to visit the two videos from earlier in the week for ideas.</p> <p>Optional activity:</p> <p><a href="https://www.youtube.com/watch?v=rAgBdvTMjvg">https://www.youtube.com/watch?v=rAgBdvTMjvg</a></p> <p>Watch and follow the directed drawing to draw a picture of a sheep on the back of your writing.</p> <p><i>To conclude your morning session, choose a book from Studyladder, or Wushka to read. Answer the comprehension questions.</i></p>	<p>Read your favourite book and draw a picture of the best part.</p>
<b>Break</b>	Break	Break	Break	Break	Break
<b>Middle</b>	<p><b>Mathematics</b></p> <p><b>Task 1: Subtraction Game</b></p> <p><a href="https://drive.google.com/file/d/1KMfWyf9z6nEHwnnbuWKcH9cqS4njPoPz/view?u">https://drive.google.com/file/d/1KMfWyf9z6nEHwnnbuWKcH9cqS4njPoPz/view?u</a></p>	<p><b>Mathematics</b></p> <p><b>Task 1: Subtraction Game</b></p> <p>This is the game we played on Monday, you can watch the video again if you</p>	<p><b>Mathematics</b></p> <p><b>Task 1: Division</b></p> <p><a href="https://drive.google.com/file/d/1BdrBm5T2MvWyLuwy-nT0bhkPeHbREM8M/view?usp=sharing">https://drive.google.com/file/d/1BdrBm5T2MvWyLuwy-nT0bhkPeHbREM8M/view?usp=sharing</a></p>	<p><b>Mathematics</b></p> <p><b>Task 1: Subtraction Game</b></p> <p>This is the game we played on Monday, you can watch the video again if you</p>	<p>If you would like to do some <b>maths</b>: Play your favourite addition or subtraction game you have learnt at home.</p> <p>Go for a walk and work out</p>

Mathletics passwords.	<p><a href="#">sp=sharing</a></p> <p>Watch Miss Jenkins' video. Then have a go yourself. You might work with a partner and take turns. Once you turn over the cards, make sure you takeaway from the large number.</p> <p>If you don't have a deck of cards, print the card PDF or use these virtual cards <a href="https://deck.of.cards/">https://deck.of.cards/</a></p> <p><b>Task 2: Coins - Money Maths Dojo</b> Task/Worksheet.</p> <p>Colour in the correct coin to buy the item. This is on your portfolio under 'To do'</p> <p><b>Task 3: Game</b> Log into Mathletics and complete an activity or choose a game from ABCya.</p>	<p>would like. You might play with a partner or by yourself</p> <p><b>Task 2: Division</b></p> <p>Sharing Dojo Task/Worksheet. Share the strawberries by colouring some blue and some red. .</p> <p>This is on your portfolio under 'To do'</p> <p><b>Task 3: Volume and Capacity on Study Ladder</b> Log into Study Ladder then watch the video and complete the set task on full to empty.</p>	<p>Today you will play with Miss Jenkins. You will need some counters, a piece of paper and pencil or a white board and marker. Follow along with Miss Jenkins, press pause when it is your turn to work out the problem. Then press play to keep going.</p> <p><b>Task 2: Volume and Capacity - Draw how full - Maths Dojo</b> Task/Worksheet</p> <p>Draw a line and colour in to show how full the cup is to match the label. This is on your portfolio under 'To do'.</p> <p><b>Task 3: Game</b> Log into Mathletics and complete an activity or choose a game from ABCya.</p>	<p>would like. You might play with a partner or by yourself</p> <p><b>Task 2: Division - Sharing Dojo Task/Worksheet.</b> Share the grapes between the three children. Make sure each one gets the same amount. This is on your portfolio under 'To do'</p> <p><b>Task 3: Game</b> Log into Mathletics and complete an activity or choose a game from ABCya.</p>	<p>the number before and after each house. eg. If you see 33, before is 32 and after is 34.</p>
<b>Break</b>	Break	Break	Break	Break	Break
<b>Afternoon</b>	<p><b>Task 1: Science - Paddock to plate</b> Watch the video 'Learn about wheat with George the Farmer' <a href="https://www.youtube.com/watch?v=CWVrNNy6kRs&amp;t=52s">https://www.youtube.com/watch?v=CWVrNNy6kRs&amp;t=52s</a></p> <p>Look in your lunch box or think about what would be in your lunch box if you were at school. Does any of your food contain</p>	<p><b>Task 1: Library</b> Watch the Book Week book 'Your birthday was the best!' by Maggie Hutchings <a href="https://youtu.be/Y87ucX6X2GQ">https://youtu.be/Y87ucX6X2GQ</a></p> <p>Draw 4 pictures to retell the story. Make sure they are in order of first, second, third and fourth. Try adding a sentence or words to the picture telling us what it's</p>	<p><b>Task 1: Geography - What are the features of the place where I live?</b></p> <p>Choose a window in your home or stand out the front to see the street. Look out the window at 2 different times of the day (eg. morning and evening) and observe what you see. Draw a picture or take a photo of what you can see at these 2 different times.</p>	<p><b>Task 1: PDHPE - Fundamental Movement Skills</b></p> <p>In Term 3, Hammondville's PDHPE focus is on developing our Fundamental Movement Skills. Visit the Hammondville YouTube page <a href="https://www.youtube.com/channel/UCFI8inXSYttl8PVkEcSuD7g">https://www.youtube.com/channel/UCFI8inXSYttl8PVkEcSuD7g</a> to see what</p>	<p>If you would like to do some <b>science, art or geography</b>:</p> <p>Do a science experiment or make slime.</p> <p>Have a look on 'Art Hub on youtube' and draw something you like.</p> <p>Check out these lessons from Taronga Zoo:</p>


	<p>wheat? Complete the worksheet 'What's in your lunch box?' on Dojo or on paper to show if your food comes from plants or animals.</p> <p><b>Task 2: Lego Challenge or Art</b> You can choose if you want to do a task off the Lego Challenge or Art choice board.</p>	<p>about.</p> <p><b>OPTIONAL TASK:</b> The cockroach LOVED the cake so much, let's make one for him! Maybe you could even make one! You will find the sheet on Dojo</p> <p><b>Task 2: Mindfulness - Positive Thinking</b> Mojo has an embarrassing slip up and is devastated by what his classmates must think of him. But is the story in his head fact or just his imagination? Watch the video about Mojo and then use the discussion questions on the next page to talk about the power of positive thinking. <a href="https://ideas.classdojo.com/f/fact-or-fiction/0">https://ideas.classdojo.com/f/fact-or-fiction/0</a></p>	<p>Identify and describe changes you see at different times of the day. Upload your pictures or photos to your Class Dojo portfolio for your teacher to see.</p> <p><b>Task 2: Dance and Cosmic Yoga</b> Dance along and Clap it Out with Blazer Fresh <a href="https://www.youtube.com/watch?v=psUPYR235O8">https://www.youtube.com/watch?v=psUPYR235O8</a></p> <p>OR</p> <p>Follow the Mike the Magic Space Monkey with Cosmic Yoga <a href="https://www.youtube.com/watch?v=LZAaZDVqCiA">https://www.youtube.com/watch?v=LZAaZDVqCiA</a></p>	<p>lessons and challenges Mr. Withers has set for you to participate in this week.</p> <p><b>Task 2: PD/H/PE Health - Water Safety</b> As the weather starts to warm up we need to think about how we can be safe in and around water.</p> <p>Complete the worksheets on Dojo and think about the different ways you can stay safe when out and about near water.</p>	<p><a href="https://taronga.org.au/education/digital-programs-online-resources#:~:text=Virtual%20Zoo%20Lessons.-Suitable%20for%20all&amp;text=Connect%20virtually%20with%20some%20of,fascinating%20animals%20via%20video%20link.">https://taronga.org.au/education/digital-programs-online-resources#:~:text=Virtual%20Zoo%20Lessons.-Suitable%20for%20all&amp;text=Connect%20virtually%20with%20some%20of,fascinating%20animals%20via%20video%20link.</a></p>
<b>Physical Activity</b> complete any time	Choose 1 activity to complete from the PDHPE Board (pink paper) in your pack.	Choose 1 activity to complete from the PDHPE Board (pink paper) in your pack.	Choose 1 activity to complete from the PDHPE Board (pink paper) in your pack.	Choose 1 activity to complete from the PDHPE Board (pink paper) in your pack.	Choose 1 activity to complete from the PDHPE Board (pink paper) in your pack.

# SECRET SENTENCES


I J ) ? a` VSk  
FSel \$

11.


--	--




--	--	--




--	--



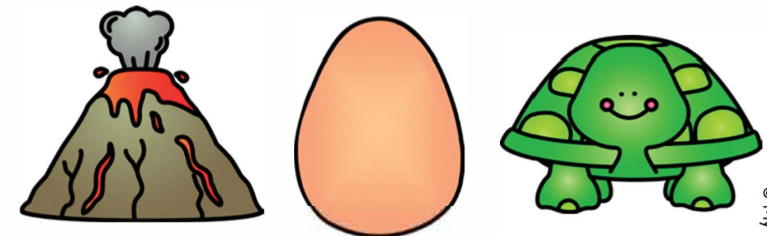
--	--



--	--	--



--	--	--





# SECRET SENTENCES

Wk 7 Monday  
Task 2


--	--	--




--	--	--




--	--	--



--




--	--	--



# Sheep

Wk 7 Monday Task 3

Label the parts of the sheep. Use the word bank and write adjectives to describe each part.







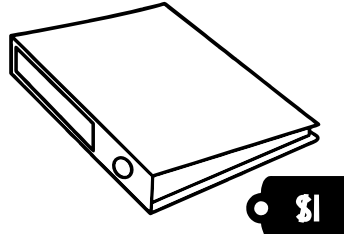



Name: \_\_\_\_\_

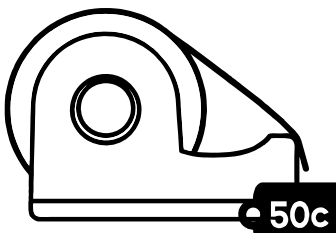



# MONEY

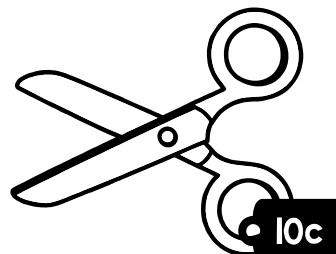



Wk 7 Monday Task 2





Circle the coin that you would use to buy each item.

			
---	---	--	---

			
---	---	--	---

			
---	---	--	---

			
---	---	--	---





			
---	---	--	---

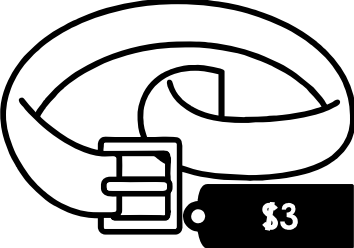









Name: \_\_\_\_\_





# MONEY

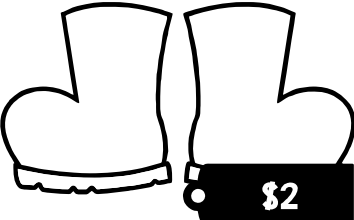



Circle the coins that you would use to buy each item.

			
---	---	--	---

			
---	---	--	---

			
---	---	--	---

			
---	---	--	---

			
---	---	--	---

- 4 Look at this lunch box and talk about where these foods come from.  
Is anything made from wheat?



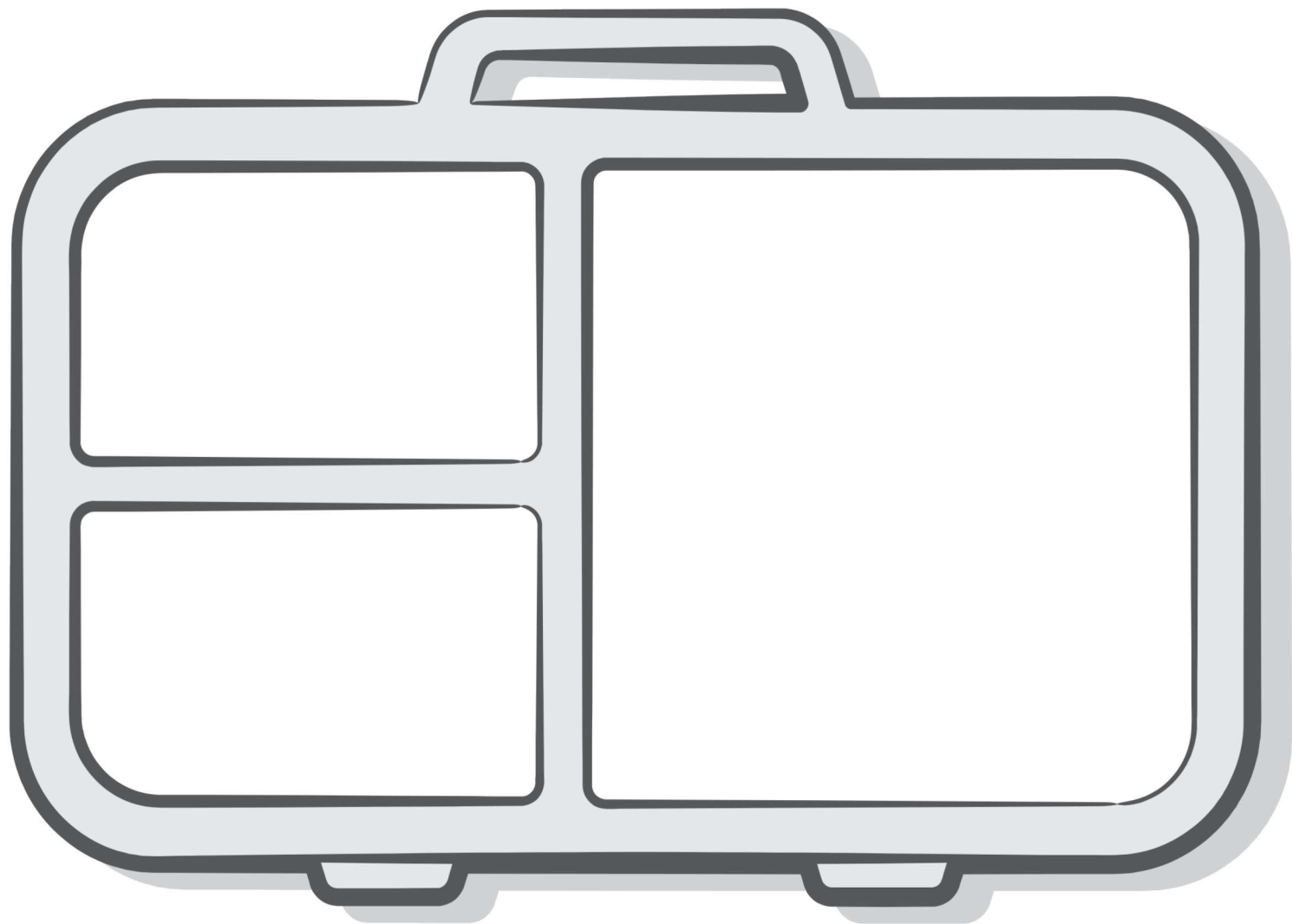


Investigate the contents of your lunch box, and see what you have for lunch.

**5** Draw a picture of what's in your lunch box and name the parts.

Circle it red if  
it comes from  
an animal.


Circle it green  
if it comes  
from a plant.



Name \_\_\_\_\_

**AI**

or

**AY****Words with ai****Words with ay**

mail

day

say

paid

ray

lay

rain

may

gain

wait

bay



tail

Name: \_\_\_\_\_

Date: \_\_\_\_\_

Wk 7 Tuesday Task 2

# Sharing Strawberries








Each kid gets \_\_\_\_\_ strawberries.

## Your Birthday was the BEST! By Maggie Hutchings


Create a picture of the cockroach celebrating the party with cupcakes.

Colour, cut and paste them ( onto another page)into a birthday party.

Add party decorations and lots of fun!





Colour all the ay sounds. 

Wk 7 Wednesday Task 1

ay

aw

ay

oy

au

ay

ou

ey

ay

ew

ay

# Sheep

Wk 7 Wednesday Task 2



Sheep are \_\_\_\_\_.

Baby sheep are called \_\_\_\_\_.

Sheep have \_\_\_\_\_.

Sheep eat \_\_\_\_\_.

Sheep give us \_\_\_\_\_.

Write a fact you have learned about sheep.




Name: \_\_\_\_\_

Date: \_\_\_\_\_


# Draw How Full

I J ) I W W Sk  
F S e l \$


Draw the correct amount of liquid in each cup.




empty




nearly empty




less than half  
full



half full



nearly full

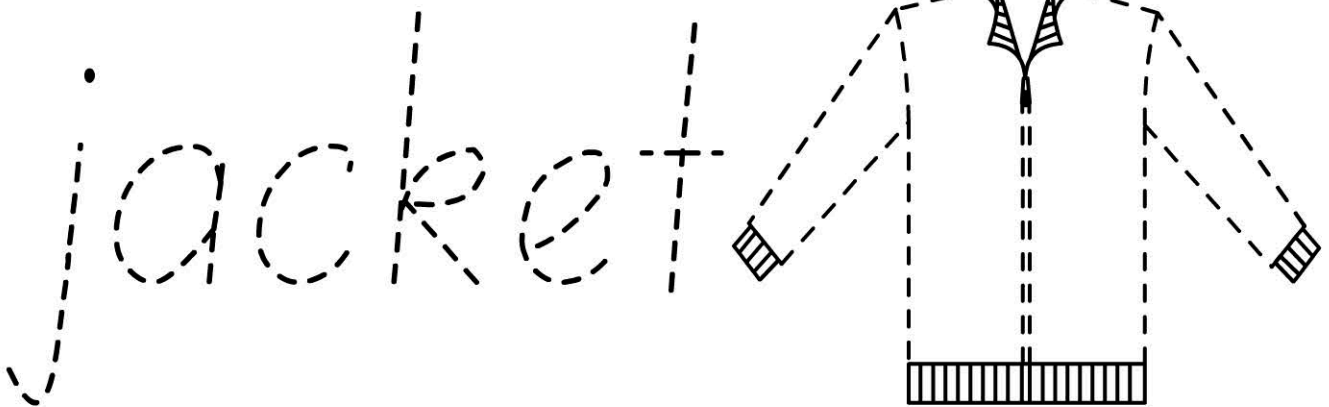
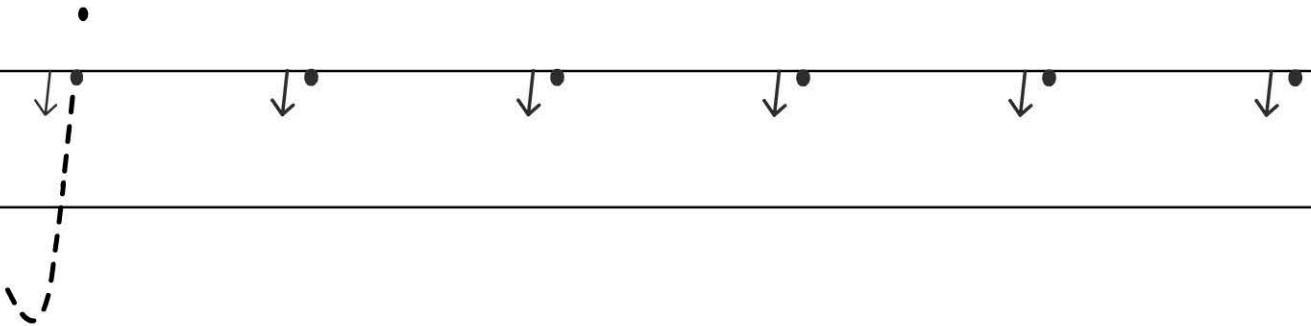
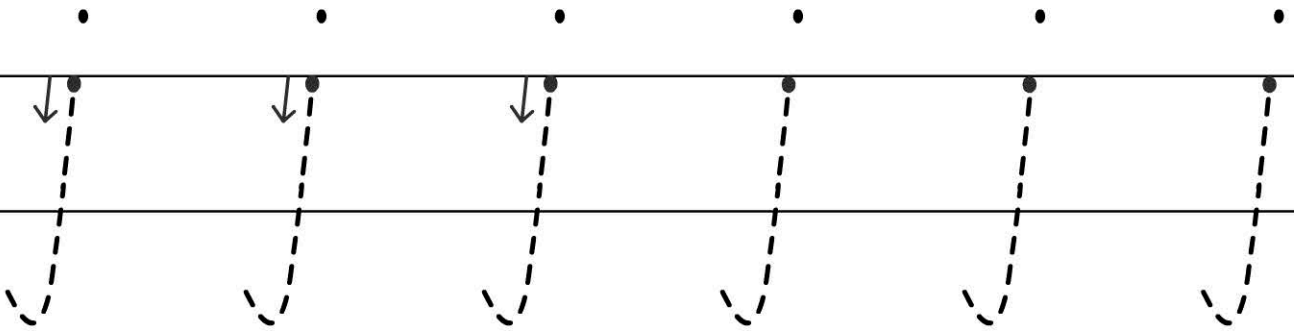


full

j  
j




My name is:



Wk. 7 Thursday Task 3

Sheep



---

---

---

---

---

---

---

---

Name: \_\_\_\_\_


Date: \_\_\_\_\_

Wk 7 Thursday Task 2

# Sharing between 3










If you are completing this on Dojo, please draw in the pictures.

Cut and paste the grapes to give each kid an equal share.



Each kid gets \_\_\_\_\_ grapes.

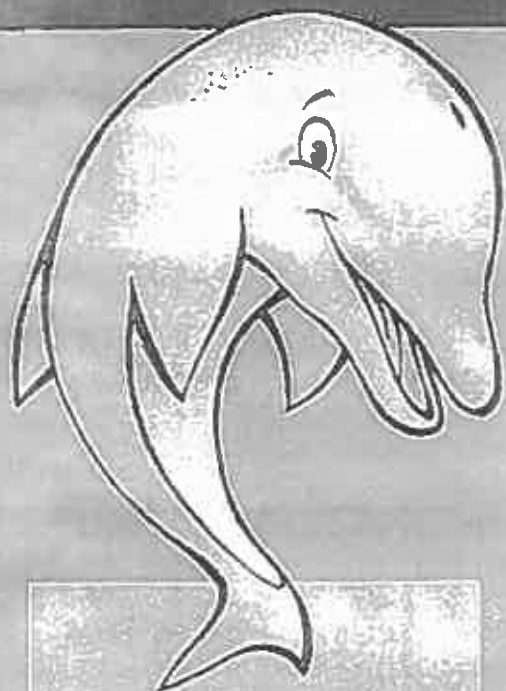
© Bees Knees 2019





## Lesson 4

## Throw, row, reach

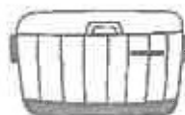


**When trying to rescue someone who has fallen in the water, use your safety equipment to help you throw, row and reach.**


Draw a circle around the objects you can **throw** to a person who has fallen in the water.



Innertube



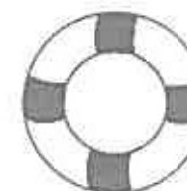
Esky



Clock



Lifejacket



Life buoy



Car

Draw a circle around the objects you can use to **row**.



Raft



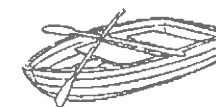
Air mattress



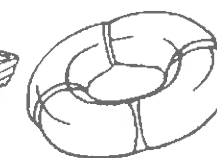
Chair



Palm



Row boat



Innertube


Draw a circle around the objects you can use to **reach**.



Board



Oar



Bicycle



Stick



Teddy bear



Hand



## Water Smart

Level 1 – Foundation

Aquatic Environments – Rivers, Lakes and Dams

### Activity Sheet 5 – HELP! Someone is in Trouble

Name: \_\_\_\_\_

What could the boy use to rescue the girl? Draw what he is using, then colour the picture.

