

Kindergarten Home Learning Timetable Week 6, Term 3

Visit our Kindergarten Learning Hub for videos, flashcard originals and 'how to' guides at
<https://drive.google.com/drive/folders/1LLfoN1DloXUiTlwSOQ6J5nRaVV7zoz0g?usp=sharing>

Week 6	Monday	Tuesday	Wednesday	Thursday	Friday - Wellbeing Day
Task	Help make your bed today.	Help an adult to prepare your lunch and snacks.	Help an adult do a job around the house.	Help an adult tidy up a section of the house or garden.	Tell everyone you live with something special about them.
Morning When writing, if it is a word they cannot sound out like favourite or elephant it is ok to give them the word otherwise encourage them to sound it out. Login details for Wushka have been sent on Dojo Messenger/Portfolio. Check out the Kindy Learning hub for extra Jolly Phonics lessons and videos.	English Task 1- Phonics game Practise your 42 Jolly Phonics Sounds with your flashcards. Phonics Follow Mrs Johnson and watch the Jolly Phonics Lesson 4. You will need some paper and a pencil. https://drive.google.com/file/d/1lju7HIERB1qH-YDqtCt3iwRbX_UOF1Ywv/iew?usp=sharing Play the phonics game 'Alien Escape'. https://www.phonicsbloom.com/uk/game/alien-escape?phase=3 Task 2- Writing This week, you are going to focus on an animal for your writing tasks. Pick any animal you like. You will need to find a video about that animal to watch. All Things Animal TV on	English Task 1- Phonics worksheet Complete the phonics 'middle e' worksheet assigned on Class Dojo or print out and complete on paper. Task 2- Writing Have a look at your picture you drew of your chosen animal yesterday. Let's label it. What does your chosen animal look like? What colour is it? Does it have any patterns on its body? Does it have a long tail or a short tail? Does it have fur? Watch the video of Miss Borg for some ideas. https://drive.google.com/file/d/19BzSrJJCfh7tigwoH-ly7gSZjTEPhDdV/view?usp=sharing Task 3- Tricky Words Introduction.	English Task 1- Handwriting and Letter formation https://www.youtube.com/watch?v=4M3uR3QGmMA Letter 'p' formation. Practise writing the letter 'p' on a piece of paper, making sure you are doing the correct formation. Complete the handwriting worksheet (this will not be uploaded to dojo, and must be printed out. If you don't have access to a printer, you could practise tracing the letters on a piece of paper). Task 2- Modelled Read 'Pets' + writing task Watch Miss Borg read the big book 'Pets'. https://drive.google.com/file/d/1usMD0ptrctyAUyxV4nt4KOjs69wjG7wj/view?usp=sharing	English Task 1- Phonics 'ay' alternative In Jolly Phonics, we have learned the 'ai' sound. Did you know that there are letters that copy that 'ai' sound. For example, 'ay', also makes the 'ai' sound. Watch the videos on the 'ay' sound. https://www.youtube.com/watch?v=BGrlyCT7nK0 https://www.youtube.com/watch?v=ZIs4fk0tAnc Complete the 'ay' worksheet on Dojo, or printed out on paper. Some of the words on this worksheet are not 'ay' words. At the end, only colour in the words that have 'ay' in them. Task 2- Writing task Think about your animal you picked on Monday. Today we are going to	Today is about other ways of learning. Learning about nature, cooking, mindfulness and looking after yourself and others. Choose a variety of activities from the Friday Grid. You can add photos of what you have done to the schools Facebook. If you would like to do some writing here are some ideas: Catch up on your letter writing with your friends. You might write a letter and post it to your Grandma or Grandpa, or your favourite Aunty or Uncle If you would like to do some reading : Go to National Geographic for Kids to look for some facts and information about your favourite animal or place

	<p>Youtube has plenty of animal videos for you to choose from. Discuss some facts you learned from the video with a parent.</p> <p>Draw a picture of your chosen animal, and keep it for tomorrow.</p> <p>Task 3- Story 'How to catch a mermaid' https://www.youtube.com/watch?v=pdRqUxC4iIE Listen to the story 'How to catch a mermaid', by Adam Wallace.</p> <p>Can you hear any rhyming words in this story? Write down some pairs of rhyming words that you heard. Do you have any better ideas on how to catch a mermaid? Draw a picture of how you would catch a mermaid.</p> <p><i>To conclude your morning session, choose a book from Studyladder, or Wushka to read. Answer the comprehension questions.</i></p>	<p>Introduce your child to the tricky words 'were' and 'because'. What do these words mean? Use them in a sentence. Ask your child to write these words in rainbow colours, or write them outside on the concrete with chalk.</p> <p>Practise the rest of your tricky words.</p> <p><i>To conclude your morning session, choose a book from Studyladder, or Wushka to read. Answer the comprehension questions.</i></p>	<p>What do pets eat? Write a few sentences about what pets eat. You might like to include an interesting fact too!</p> <p>Task 3- Studyladder A Rhyming words task has been set for you on Studyladder. Find it under Lessons- My Individual program -Rhyming Words.</p> <p><i>To conclude your morning session, choose a book from Studyladder, or Wushka to read. Answer the comprehension questions.</i></p>	<p>write some sentences about it. If you want to watch another informative video on that animal, that's great! See what you can find. You are going to write all the important facts you have learned about it. You might like to write it under your drawing from Tuesday, or on a new piece of paper. Don't forget to include capital letters, finger spaces and full stops.</p> <p>Task 3- Tricky Word Practise Sight word cupcakes. Complete the assigned worksheet on Class Dojo or print out and complete on paper.</p> <p><i>To conclude your morning session, choose a book from Studyladder, or Wushka to read. Answer the comprehension questions.</i></p>	<p>https://www.natgeokids.com/au/</p> <p>Read your favourite book and draw a picture of the best part.</p>
Break	Break	Break	Break	Break	Break
Middle	<p>Mathematics</p> <p>Task 1: Snap - Doubles https://drive.google.com/file</p>	<p>Mathematics</p> <p>Task 1: Snap - Doubles This is the game we played on Monday, you can watch</p>	<p>Mathematics</p> <p>Task 1: Volume and Capacity See Class Dojo for the link.</p>	<p>Mathematics</p> <p>Task 1: Snap - Doubles This is the game we played on Monday, you can watch</p>	<p>If you would like to do some maths: Play your favourite addition or subtraction game you</p>

Class Dojo for their Mathletics passwords.	<p>/d/1q7vBEQf--Mg9iquNsAJ2-sOVjQjE4vAO/view?usp=sharing</p> <p>Watch Miss Jenkins' video. Then have a go yourself. You might work with a partner and take turns. You might race against yourself, how quick did you get the answer or spot the double?</p> <p>If you don't have a deck of cards, print the card PDF or use these virtual cards https://deck.of.cards/</p> <p>Task 2: Number - greater than - Dojo Task/Worksheet.</p> <p>Greater than is a mathematical way of saying larger or bigger. Have a look at the pairs of gloves and colour in the larger number or 'greater' number. This is on your portfolio under 'To do'</p> <p>Task 3: Game Log into Mathletics or ABCya. Choose an activity to complete from the "Whole Numbers" section.</p>	<p>the video again if you would like. You might play with a partner or by yourself</p> <p>Task 2: Division</p> <p>https://drive.google.com/file/d/1d9R083fuGWTjrmPzDCTVy4VRk_XMrGeP/view?usp=sharing</p> <p>Watch Miss Jenkins' video. Then have a go yourself. You might work with a partner and take turns or you might work by yourself. Make sure your groups are equal. You might want to take a photo and send it to your teacher.</p> <p>Task 3: Money - Money Maths Dojo Task/Worksheet</p> <p>Draw a line from the note or coin to how much it is worth, its value. This is on your portfolio under 'To do'</p>	<p>Watch Miss Jenkins' video. have a think, which coloured cup held more? Record your answer and share it with your teacher.</p> <p>Task 2: Division</p> <p>Today you are going to have another go by yourself with division. Share 6 different numbers You can watch the video again if you would like. You might play with a partner or by yourself. You might record your work by drawing a picture or taking a photo. Share this with your teacher.</p> <p>Task 3: Number - Missing numbers - Missing numbers Maths Dojo Task/Worksheet.</p> <p>Fill in the missing numbers on the chart. This is on your portfolio under 'To do'</p>	<p>the video again if you would like. You might play with a partner or by yourself</p> <p>Task 2: Volume and Capacity - comparisons Note: You will have to do this over a sink, it might be your kitchen or laundry sink.</p> <p>First, get your favourite drink bottle. Then 2 other containers, one that would have a bigger capacity and one that would have a smaller capacity than your drink bottle. First, predict which container will hold more or less than the drink bottle. Record your thinking. See the worksheet to help. Next, fill your bottle with water. Then check by pouring the water into the other containers; which one has the largest capacity or smallest capacity? Record your findings.</p> <p>Task 3: Game Log into Mathletics or ABCya. Choose an activity to complete from the "Whole Numbers" section.</p>	<p>have learnt at home.</p> <p>Go for a walk and work out the number before and after each house. eg. If you see 33, before is 32 and after is 34.</p>
Break	Break	Break	Break	Break	Break
Afternoon	<p>Task 1: Science - Paddock to Plate</p> <p>Watch the video 'Where food comes from'</p>	<p>Task 1: Library</p> <p>Watch the video Who's your real Mom? By Bernadette Green</p>	<p>Task 1: Geography - What are places like?</p> <p>Watch the story 'Window' by Jeannie Baker which</p>	<p>Task 1: PDHPE - Fundamental Movement Skills</p> <p>In Term 3, Hammondville's</p>	<p>If you would like to do some science, art or geography:</p> <p>Do a science experiment or</p>

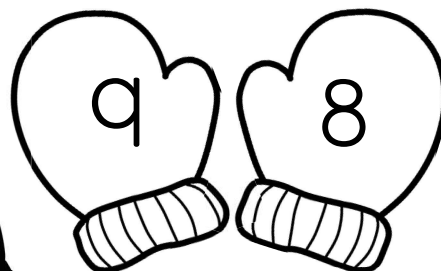
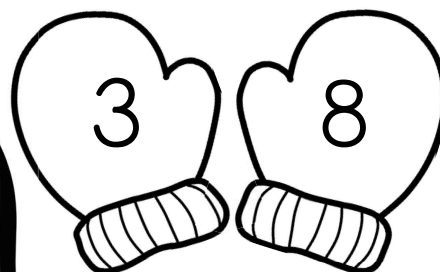
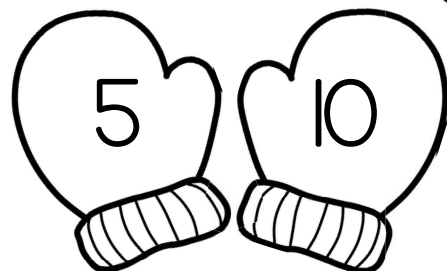

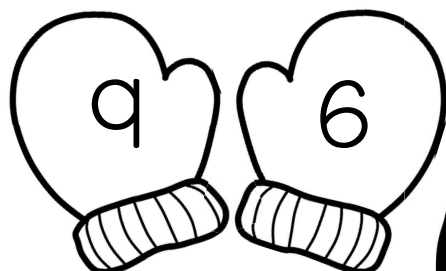
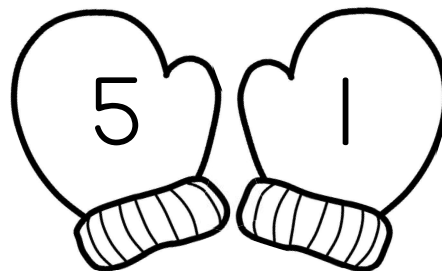
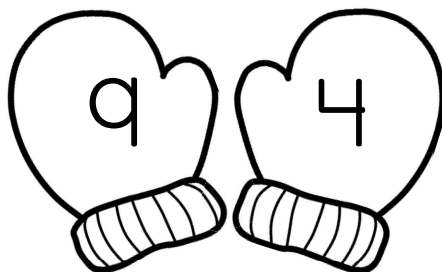
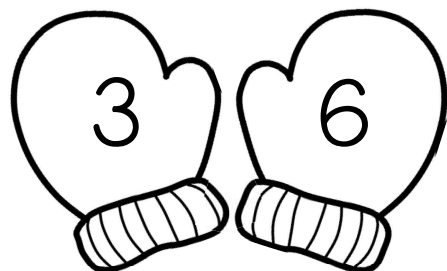
	<p>https://www.youtube.com/watch?v=7vH2yxjQ-uk</p> <p>Have a look at some of the food in your house and discuss where it comes from with your parent or carer.</p> <p>Complete the worksheet 'Where does food come from?' on Dojo or on paper to show which food comes from plants (circle in green) and which food comes from animals (circle in red).</p> <p>Task 2: PD/H/PE Health - Water Safety As the weather starts to warm up we need to think about how we can be safe in and around water.</p> <p>Watch the video about staying safe at the beach and pool https://www.youtube.com/watch?v=iNO18rEMR1o</p> <p>Complete the worksheets on Dojo and think about the different ways you can stay safe when out and about near water.</p>	<p>https://youtu.be/vPFSOHNv1qs</p> <p>Who is special to you? Why are they special? What are some things you do together?</p> <p>A worksheet has been set for you in Dojo. It is about people who care for us. Draw some pictures or use words to show things that are special to you.</p> <p>Task 2: Mindfulness - Mindful Breathing and Mindful Movements https://ideas.classdojo.com/f/mindfulness-breathing Watch Mojo (the Dojo Monster) as he takes you through some deep breathing exercises to help calm emotions. Discussion: How do you feel after taking the time to breathe?</p> <p>https://ideas.classdojo.com/f/mindfulness-movements/1 Watch as the Dojo Monsters take you through 3 Mindful Movements to help calm big emotions Discussion: How did you feel when doing these mindful movements?</p>	<p>shows how natural and built environments change over time https://www.youtube.com/watch?v=4JLVneJa1Is&t=26s</p> <p>Identify features of the outdoor location (through the window) at the beginning, middle and end of the book. How do they change over time? What is the same and what is different in the beginning, middle and end of the story? Describe some of these changes that occur throughout the book. You can tell someone about these changes or record them for your teacher.</p> <p>Task 3: Dance and Cosmic Yoga https://www.youtube.com/watch?v=lmhi98dHa5w Dance along to the Dinosaur Stomp with Koo Koo Kangaroo OR https://www.youtube.com/watch?v=40SZl84Lr7A Follow the Betsy the Banana yoga episode with Cosmic Yoga</p>	<p>PDHPE focus is on developing our Fundamental Movement Skills. Visit the Hammondville YouTube page https://www.youtube.com/channel/UCFI8inXSytI8PVkEcSuD7g to see what lessons and challenges Mr. Withers has set for you to participate in this week.</p> <p>Task 2: Lego Challenge or Art You can choose if you want to do a task off the Lego Challenge or Art choice board.</p>	<p>make slime.</p> <p>Have a look on 'Art Hub on youtube' and draw something you like.</p> <p>Check out these lessons from Taronga Zoo: https://taronga.org.au/education/digital-programs-online-resources#:~:text=Virtual%20Zoo%20Lessons,-Suitable%20for%20all&text=Connect%20virtually%20with%20some%20of,fascinating%20animals%20via%20video%20link.</p>
Physical Activity completed at any time	Choose 1 activity to complete from the PDHPE Board (pink paper) in your pack.	Choose 1 activity to complete from the PDHPE Board (pink paper) in your pack.	Choose 1 activity to complete from the PDHPE Board (pink paper) in your pack.	Choose 1 activity to complete from the PDHPE Board (pink paper) in your pack.	Choose 1 activity to complete from the PDHPE Board (pink paper) in your pack.

Name: _____

Wk 6 Monday Task 2

Find the Greater Number

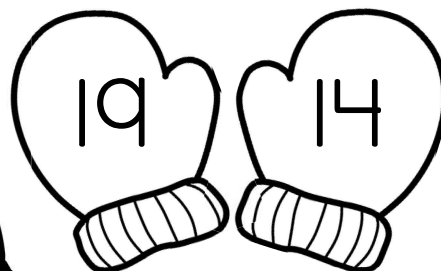
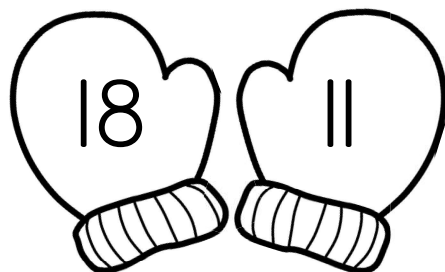
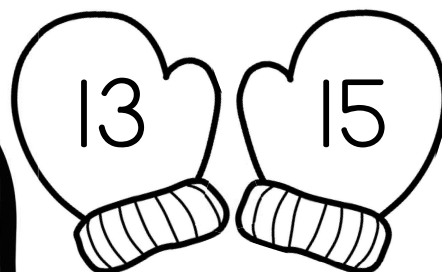



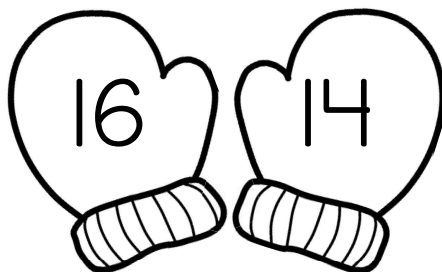
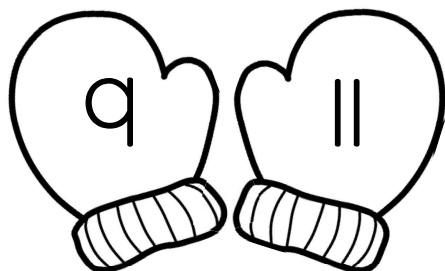
Color in the mitten with the greater number.



Name: _____


Find the Greater Number

Color in the mitten with the greater number.



2

Most people buy their food from a supermarket but real food comes from plants and animals. Circle the food that comes from plants, green and circle the food that comes from animals, red.



Water Safety

Most people love swimming in the summer.

There are lots of different places where you can swim.



1. Draw a tick in the box next to the places where you like to swim.

☐

private swimming pool

☐

public swimming pool

☐

beach

☐

river

☐

dam

☐


lake



2. Draw a circle around anything that is not safe.



3. Draw a picture to show one of the safety rules when swimming at your favourite place.





Water safety – 3

Contributi

If you are completing
this on Dojo, please draw
a line to the answer.

Match the beginning to the end of the

Do not run

other
swimmers.

Wear floaties

between
the flags.

Do not push

around
the pool.

Swim

rocks under
the water.

Stay with

in the water.

Watch out for

an adult.

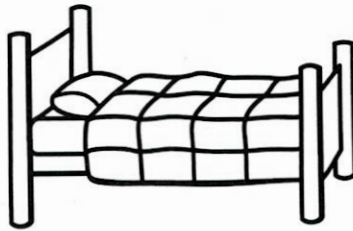
Name: _____
Date: _____

Wk 6 Tuesday Task 1

middle

e

Write the words for the pictures below:



Trace and rewrite the sentences. Draw the picture:

I fed the pup.

A pet on the bed.

Name:

Wk 6 Tuesday Task 3

MONEY

Draw a line to match each coin to its value.



10 cents



20 cents



1 dollar



5 cents



2 dollars



50 cents

Name:

MONEY

Draw a line to match each note to its value.



100 dollars



50 dollars



5 dollars



10 dollars




20 dollars

Super Carers!

Based on *Who's Your Real Mum?* by Bernadette Green and Anna Zobel



Families are made up of lots of different people. Elvi had two mums.
Discuss who your family is made up of with your partner or class. Draw
your family and label who they are to you




Text

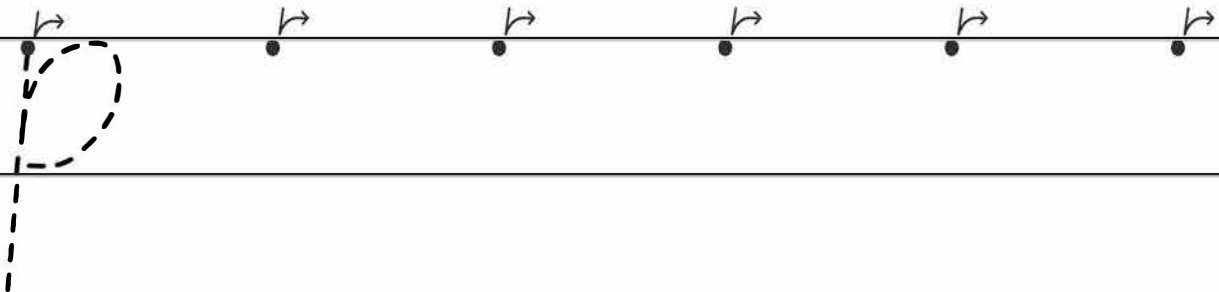
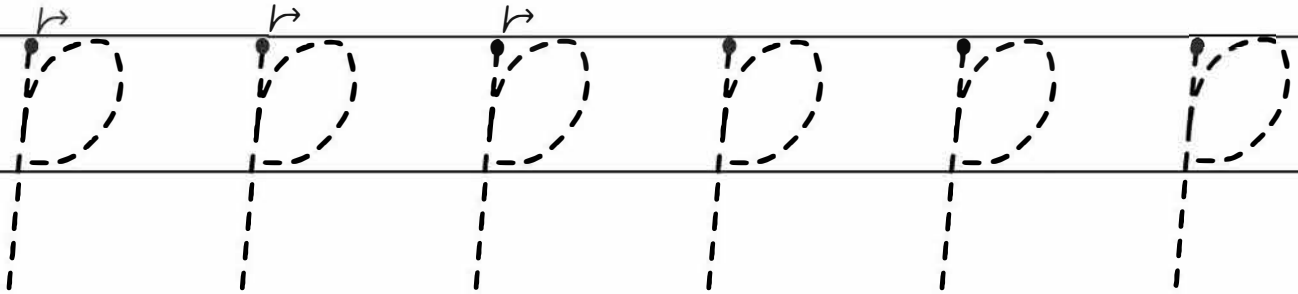
Elvi's mums could do the most
amazing things according to Elvi!
Use your imagination to draw
and write something 'unreal' that
your mum/dad/ special person
can do!

Elvi's mums tuck her into bed, kiss her
goodnight, hold her when she is scared.
What is one thing that you enjoy most of
all doing with your mum/dad/special
person? Draw a picture above.


p
P



My name is:



pelican




Name: _____

Wk 6 Wednesday Task 3

Number Chart

Fill in the missing numbers.






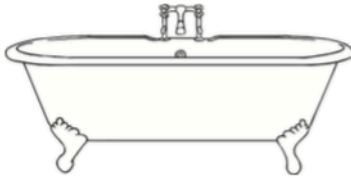





1	2		4	5
6		8		10
11	12		14	15
16	17	18	19	
21		23	24	25
	27	28		30
31		33	34	
	37		39	40
41		43		45
46	47		49	50

Find and Write the 'ay' Words



Write the words and then colour the pictures with an 'ay' sound in them.



 <div data-bbox="159 739 486 896"> <div>p</div> <div></div> </div>	 <div data-bbox="574 739 1029 896"> <div></div> <div>l</div> <div></div> </div>	 <div data-bbox="1061 739 1516 896"> <div></div> <div></div> <div>d</div> </div>
 <div data-bbox="159 1276 486 1433"> <div>s</div> <div></div> </div>	 <div data-bbox="574 1276 1029 1433"> <div>s</div> <div></div> <div></div> <div></div> </div>	 <div data-bbox="1061 1276 1516 1433"> <div>b</div> <div></div> <div></div> </div>
 <div data-bbox="95 1814 550 1971"> <div></div> <div></div> <div>p</div> </div>	 <div data-bbox="574 1814 1029 1971"> <div>s</div> <div></div> <div></div> </div>	 <div data-bbox="1125 1814 1452 1971"> <div>d</div> <div></div> </div>

Name: _____



Sight Word Cupcakes

Use the colour code to colour in the cupcakes.



down

where

have

my

